

Furniture Catalogue

WORKSTATIONS | SEATING
STORAGE | ACCESSORIES

Volume 20



NEW LOUNGE & BREAKOUT CHAIRS!



Proudly Australian Owned

DI Office Design provides a premium, commercial furniture range that has been designed and developed right here in Australia.

Our products are known for their strength, durability and stability, with many AFRDI certified.

Delivered to you from distribution centers across Sydney, Melbourne, Brisbane, Perth and Adelaide, with a local customer service team in each state.
















Contents














CONTENTS		SOFTWARE & CABLE MANAGEMENT	
Colour Chart	4	Softwiring & Cable Management	70-73
RECEPTION		Monitor Arms	74-75
Reception Counters	6-7	TABLES	
Lounge Chairs	8-12	Tables	76-83
Ottomans	13	SEATING	
Coffee & Side Tables	14-17	Chairs	84-108
Accessories	17	Upholstery	109
RANGES		STORAGE & ACCESSORIES	
Deluxe Infinity	19-35	Office Accessories	111
HALO+	37-39	Steel Storage	112-118
BOOST+	40-41	Presentation	119-121
BOOST Range	42-45	Free Standing Screens	121
BOOST & HALO Accessories	46-49	Melamine Lockers	122-123
Span	50-53	Steel Lockers	124
Rapid Worker	53-57	Steel Locker Accessories	125
SCREENS		ACOUSTIC PODS	
ECO Desk Mounted Screens	58-59	B.Quiet Range	126-131
SHUSH30+	60-65	Custom Order Colour Chart	131
Rapid Screen System	66-69		

Colour Chart










Metals

-  Black Powdercoat
-  Black Satin
-  Black Ripple
-  Brushed Silver
-  Chrome
-  Graphite Ripple
-  Polished Aluminium
-  Precious Silver
-  Silver Grey
-  Stainless Steel
-  White China
-  White Powdercoat
-  White Satin









Textiles

-  Black
-  Black PU
-  Charcoal Ash
-  Dark Grey
-  Light Grey
-  Light Blue
-  Olive
-  Rust
-  Red
-  Tan PU
-  Amber PU
-  French Navy PU
-  Custom Upholstery

Melamine

-  Beech
-  Cherry
-  Driftwood
-  Gloss White
-  Ironstone
-  Natural Oak
-  Natural White
-  Zebra
-  Black

Other

-  ECO Screen Marble Grey
-  Pinboard Blue
-  Pinboard Grey
-  Screen Blue Screen
-  Grey Slate Grey Plastic
-  White Plastic
-  Black Plastic
-  Black



RECEPTION





Urban Reception
URC NW/DW

Specifications:
Overall Size 2200W x 800D x 1150H
Counter Height 1075H
Desk Height 750H

- Features:**
- Driftwood wrap around cowl feature panel
 - Built in lockable 3 drawer under-desk pedestal
 - Built in CPU & storage cupboard
 - 2 x chrome cable entry hole covers
 - 5 year warranty



Marquee Reception
MRC GW/ZB

Specifications:
Overall Size 2400W x 800D x 1150H
Counter Height 1000H
Desk Height 725H


- Features:**
- Zebra veneer front columns
 - Built in lockable 3 drawer under-desk pedestal
 - Built in CPU & storage cupboard
 - 2 x chrome cable entry hole covers with brush insulators
 - 5 year warranty



Sempre Reception
SEMPRE NO/BL | NO/NW

Specifications:
Overall Size 2400W x 950D x 1150H
Counter Height 1050H
Desk Height 730H

- Features:**
- Melamine feature module and powdercoated aluminium strips
 - 500mm wide x 50mm deep scallop cutout in work top
 - Semi assembled, slide-together design
 - Support rail under work top
 - 5 year warranty



RC1809 Reception
RC1809 NW

Specifications:
Overall Size 1800W x 800D x 1170H
Counter Height 1170H
Desk Height 750H

- Features:**
- Black powdercoated perforated cowl
 - Black matching kick plate
 - E0 melamine board
 - 5 year warranty



Flow Reception
NCT1160

Specifications:
Overall Size 2400W x 1600D x 1160H
Glass Counter 935H
Desk Height 730H

- Features:**
- Curved reception counter
 - Glass feature on side
 - High reception hob for privacy
 - Can be used as left or right hand return
 - 5 year warranty



Glass Top Module
MOD2 NW

Specifications:
Overall Size 1339W x 800D x 935H
Counter Height 935H
Desk Height 730H

- Features:**
- Mix and match modular pieces to suit your space
 - Silver kick plate
 - Tempered glass top feature
 - E0 melamine board
 - 5 year warranty



Modular Reception
MOD1 NW

Specifications:
Overall Size 1339W x 800D x 1160H
Counter Height 1160H
Desk Height 730H

- Features:**
- Mix and match with Glass Top Module reception
 - Join 2, 3 or 4 modules for a reception that suits your space
 - Silver metal kick plate
 - E0 melamine board
 - 5 year warranty





SGS

Space Single Seat
SPACE1

Specifications:

Overall	885W x 720D x 710H
Seat	550W x 515D x 445H
Back	570W x 120D x 310H
Weight Rating	150kg

Features:

- Easy cleaning and maintenance
- Upholstered in quality black PU
- Stylish chrome wrap around frame
- 3 year warranty

Finish:



Space Tub
SPTUB1

Specifications:

Overall	650W x 500D x 730H
Seat	540W x 430D x 446H
Back	370H
Weight Rating	120kg

Features:

- Easy cleaning and maintenance
- Soft foam seat
- Upholstered in quality black PU
- 3 year warranty

Finish:



Space Executive Tub
SP EXEC TUB BL

Specifications:

Overall	600W x 600D x 770H
Seat	480W x 490D x 480H
Back	390H
Weight Rating	140kg

Features:

- Flared arm rest
- Stitching detail on back rest
- Upholstered in quality black PU
- 3 year warranty

Finish:



SGS

Venus Single Seat
VENUS1

Specifications:

Overall	870W x 740D x 750H
Seat	630W x 500D x 420H
Back	630W x 110D x 400H
Weight Rating	150kg

Features:

- Easy maintenance
- Upholstered in quality black PU
- Stainless steel frame and legs
- Button detail
- 3 year warranty

Finish:



SGS

Space 2 Seater
SPACE2

Specifications:

Overall	1140W x 720D x 710H
Seat	1110W x 515D x 445H
Back	1110W x 120D x 310H
Weight Rating	200kg

Features:

- Easy cleaning and maintenance
- Modern, comfortable seating
- Upholstered in quality black PU
- 3 year warranty

Finish:



SGS

Space 3 Seater
SPACE3

Specifications:

Overall	2000W x 720D x 710H
Seat	1670W x 530D x 445H
Back	1670W x 120D x 310H
Weight Rating	300kg

Features:

- Easy cleaning and maintenance
- Spacious 3 seater lounge
- Upholstered in quality black PU
- 3 year warranty

Finish:



SGS

Venus 2 Seater
VENUS2

Specifications:

Overall	1370W x 740D x 750H
Seat	1120W x 500D x 420H
Back	1120W x 110D x 400H
Weight Rating	200kg

Features:

- Button detail finish
- Upholstered in quality black PU
- Stainless steel frame and legs
- 3 year warranty

Finish:



SGS

Venus 3 Seater
VENUS3

Specifications:

Overall	2010W x 740D x 750H
Seat	1770W x 500D x 420H
Back	1770W x 110D x 400H
Weight Rating	300kg

Features:

- Large three seater
- Upholstered in quality black PU
- Stainless steel frame and legs
- 3 year warranty

Finish:





Opal Tub
OPAL LG

Specifications:

Overall	690W x 660D x 750H
Seat	430W x 400D x 410H
Back	350H
Weight Rating	120kg

Features:

- Moulded foam seat and back with full fabric upholstery
- Strong, powdercoated, steel underframe
- Adjustable feet
- 10 year warranty

Finish:



Aspen Tub
ASPEN LG

Specifications:

Overall	620W x 600D x 720H
Seat	460W x 440D x 470H
Back	250H
Weight Rating	120kg

Features:

- High density moulded foam
- Natural Ash wooden base
- Steel skeleton in seat
- 3 year warranty

Finish:



Cardinal 1 Seater
CSA

Specifications:

Overall	780W x 800D x 880H
Seat	450W x 500D x 430H
Back	450W x 530H
Weight Rating	150kg

Features:

- Full fabric upholstery
- Removable seat & back cushion
- Powdercoated solid tube frame
- 5 year warranty

Finishes:



Cardinal 2 Seater
CSA2

Specifications:

Overall	1335W x 800D x 880H
Seat	960W x 500D x 430H
Back	960W x 530H
Weight Rating	200kg

Features:

- Full fabric upholstery
- Removable seat & back cushion
- Powdercoated solid tube frame
- 5 year warranty

Finishes:



Capri 1 Seater
CAPRI1 LG

Specifications:

Overall	746W x 750D x 830H
Seat	580W x 510D x 450H
Back	580W x 400H
Weight Rating	150kg

Features:

- Durable powdercoated steel base
- Strong 12mm plywood skeleton
- High density foam
- 3 year warranty

Finish:



Capri 3 Seater
CAPRI3 LG

Specifications:

Overall	1950W x 750D x 830H
Seat	1780W x 510D x 450H
Back	1780W x 400H
Weight Rating	375kg

Features:

- Durable powdercoated steel base
- Strong 12mm plywood skeleton
- High density foam
- 3 year warranty

Finish:





Myk Lounge Chair
MYK

NEW

Specifications:
Overall Size 650W x 710D x 800H
Seat Size 630W x 480D x 430H
Back Height 370H
Weight Rating 135kg

- Features:**
- Available in Light Grey or Olive Green fabric
 - Black leather feature strap
 - Quality commercial grade fabric
 - 5 year warranty



Calypso Lounge Chair
CALYPSO LG

NEW

Specifications:
Overall Size 800W x 800D x 1080H
Seat Size 535W x 510D x 420H
Back Height 660H
Weight Rating 150kg

- Features:**
- Wing back lounge chair in light grey fabric
 - White Ashwood timber 4-leg base with clear coloured anti-scratch treatment
 - Quality commercial grade fabric
 - 5 year warranty



Lutie Club Chair
LUTIE CLUB OLIVE

NEW

Specifications:
Overall Size 755W x 730D x 760H
Seat Size 570W x 515D x 425H
Back Height 335H
Weight Rating 135kg

- Features:**
- 4 star base breakout lounge chair
 - Solid steel base finished in black powdercoat
 - Moulded foam seat and backrest
 - Quality commercial grade fabric in Olive
 - 5 year warranty



Lutie Cross Chair
LUTIE CROSS RUST

NEW

Specifications:
Overall Size 755W x 730D x 760H
Seat Size 570W x 515D x 425H
Back Height 335H
Weight Rating 135kg

- Features:**
- Cross base breakout lounge chair
 - Solid steel base finished in black powdercoat
 - Moulded foam seat and backrest
 - Quality commercial grade fabric in Rust
 - 5 year warranty



Venus Ottoman
VENUS ST

Specifications:
Overall Size 1030W x 540D x 410H
Weight Rating 120kg

- Features:**
- PU finish for easy maintenance
 - Button stitching detail
 - Stainless steel frame
 - 3 year warranty



Mars Round
MARS R

Specifications:
Overall Size 550 Diameter x 450H
Weight Rating 130kg


- Features:**
- Concealed black feet
 - 5 year warranty
 - *Available in upholstery colours



Mars Triangle
MARS T

Specifications:
Overall Size 550W x 485D x 450H
Weight Rating 130kg

- Features:**
- Concealed black feet
 - 5 year warranty
 - *Available in upholstery colours



Mars Square
MARS S

Specifications:
Overall Size 550W x 550D x 450H
Weight Rating 130kg

- Features:**
- Concealed black feet
 - 5 year warranty
 - *Available in upholstery colours





COFFEE & SIDE TABLES



Nido Coffee Table NIDO-CTL | NIDO-CTM

NEW

Specifications:
 NIDO-CTL800.435 800 Diameter x 435H
 NIDO-CTM600.308 600 Diameter x 308H

- Features:**
- Black melamine E0 Enviroboard table top
 - Black powdercoat cross brace underframe
 - Adjustable leveling feet
 - Pair both sizes to create nesting tables
 - 5 year warranty

Finish:




Nido Side Table NIDO-ST5400.635

NEW

Specifications:
 Overall Size 400 Diameter x 635H

- Features:**
- Black melamine E0 Enviroboard table top
 - Black powdercoat cross brace underframe
 - Adjustable leveling feet
 - 5 year warranty

Finish:




Nido Oval Coffee Table NIDO1206

NEW

Specifications:
 Overall Size 1200W x 681D x 375H
 Lower Surface 1200W x 500D x 300H
 Upper Surface 750W x 200D x 375H

- Features:**
- Black melamine E0 Enviroboard table top
 - Black powdercoat cross brace underframe
 - Black powdercoat elevated feature console
 - Adjustable leveling feet
 - 5 year warranty

Finish:




Selene Side Table SST5634

NEW

Specifications:
 Overall Size 560W x 340D x 600H

- Features:**
- Powdercoated underframe
 - Oval base plate
 - E0 Enviroboard melamine surface
 - 5 year warranty

Top Finishes:



 Base Finishes:





Kolo Side Table
KST500-457 | KST600-457
KST500-587 | KST600-587

Specifications:

KST500-457	500 Diameter x 457H
KST600-457	600 Diameter x 457H
KST500-587	500 Diameter x 587H
KST600-587	600 Diameter x 587H

Features:

- Pair both heights to create nesting tables
- 4 leaf cross base underframe finished in powdercoat
- 25mm EO melamine board
- 5 year warranty



NEW



Eternity Round Coffee Table
ECT500 | ECT600 | ECT900

Specifications:

ECT500	500 Diameter x 450H
ECT600	600 Diameter x 450H
ECT900	900 Diameter x 450H

Features:

- Set of 4 powdercoated legs with adjustable feet
- ECT500 only available in Natural White, Natural Oak, and Black
- Matches Eternity workstation range
- 5 year warranty



NEW SIZE & FINISH AVAILABLE




Round Disc Base Coffee Table
CCT6

Specifications:

Overall Size	600 Diameter x 450H
--------------	---------------------

Features:

- Flat disc base
- Mix and match colours
- EO melamine board
- 5 year warranty



NEW BLACK TOP FINISH




Eternity Rectangular Coffee Table
ECT126

Specifications:

Overall Size	1200W x 600D x 450H
--------------	---------------------

Features:

- Powdercoated frame with double support rails
- EO melamine board
- Mix and match top and frame colours
- 5 year warranty




Eternity Square Coffee Table
ECT99

Specifications:

Overall Size	900W x 900D x 450H
--------------	--------------------

Features:

- Set of 4 powdercoated legs
- Adjustable feet
- Matches Eternity workstation range
- 5 year warranty



Budget Coffee Table
CT96

Specifications:

Overall Size	900W x 600D x 425H
--------------	--------------------

Features:

- Robust design with magazine shelf
- 25mm melamine Beech or Cherry coloured top
- 18mm melamine ironstone coloured base
- EO melamine board
- 5 year warranty



Bloom
SRBVG WH | SRBVG BK

Specifications:

Overall Size	395W x 210D x 1940H
Weight	34kg

Features:

- Vertical garden
- Comes with 8 x 150mm diameter round pots
- 20kg of polished stones
- Wall & floor mounting provisions included
- 5 year warranty
- *Plants not included



Kolo Coat/Hat Stand
CR1735

Specifications:

Overall Size	500W x 500D x 1730H
Weight Capacity	3kg per hook

Features:

- 6x foldaway hanging hooks
- Easy 2 minute assembly
- Adjustable leveling feet
- Powdercoat finish with black poly foldaway hooks and top cap
- 10 year warranty



NEW

RANGES



D-ELS1P1875 NO/BL



D-ELS2P1875 NW/BL



D-ELS3P1575 NO/WS

Eternity Single Sided Workstations

Specifications:

Width Options	1200, 1500, 1800
Top Finish Options	Natural Oak or Natural White
Leg Finish Options	Powdercoat black or white

Dimensions:

Product Code	Users	Width	Depth	Height
D-ELS1P1275	1	1200mm	750mm	730mm
D-ELS1P1575	1	1500mm	750mm	730mm
D-ELS1P1875	1	1800mm	750mm	730mm
D-ELS2P1275	2	2400mm	750mm	730mm
D-ELS2P1575	2	3000mm	750mm	730mm
D-ELS2P1875	2	3600mm	750mm	730mm
D-ELS3P1275	3	3600mm	750mm	730mm
D-ELS3P1575	3	4500mm	750mm	730mm
D-ELS3P1875	3	5400mm	750mm	730mm

Features:

- Eternity range features a stylish angled leg with adjustable feet
- Maximise office space with runs of connected workstations
- Create runs of desks as long as required to suit your space
- Recessed intermediate legs allow for more comfortable leg space
- Various top sizes available to suit user needs
- Desk height of 730mm
- A generous 750mm deep work-top per user
- Double support rails under each desk
- 5 year warranty

Top Finishes:



Base Finishes:



D-ELSW1P1575 NO/WS



D-ELSW2P1575 NW/WS



D-ELSW3P1575 NW/BL

Eternity Single Sided Workstations with Screens

Specifications:

Width Options	1200, 1500, 1800
Top Finish Options	Natural Oak or Natural White
Leg Finish Options	Powdercoat black or white
Screen Options	Black fabric/white frame or grey fabric/black frame

Dimensions:

Product Code	Users	Width	Depth (including screens)	Height (including screens)
D-ELSW1P1275	1	1200mm	780mm	1200mm
D-ELSW1P1575	1	1500mm	780mm	1200mm
D-ELSW1P1875	1	1800mm	780mm	1200mm
D-ELSW2P1275	2	2400mm	780mm	1200mm
D-ELSW2P1575	2	3000mm	780mm	1200mm
D-ELSW2P1875	2	3600mm	780mm	1200mm
D-ELSW3P1275	3	3600mm	780mm	1200mm
D-ELSW3P1575	3	4500mm	780mm	1200mm
D-ELSW3P1875	3	5400mm	780mm	1200mm

Features:

- All of the features of the Eternity single sided workstation and more
- Includes a 495mm high x 30mm thick screen
- Screen is full fabric with powdercoated frame
- Black fabric screen available with white frame or grey fabric screen with black frame
- 5 year warranty

*Fabric screen is available in customisable upholstery colours

Top Finishes:



Base Finishes:



Screen Finishes:





D-ELD2P1575 NO/BL



D-ELD4P1575 NW/BL



D-ELD6P1575 NO/WS

Eternity Double Sided Workstations

Specifications:

Width Options 1200, 1500, 1800
 Top Finish Options Natural Oak or Natural White
 Leg Finish Options Powdercoat black or white

Dimensions:

Product Code	Users	Width	Depth	Height
D-ELD2P1275	2	1200mm	1530mm	730mm
D-ELD2P1575	2	1500mm	1530mm	730mm
D-ELD2P1875	2	1800mm	1530mm	730mm
D-ELD4P1275	4	2400mm	1530mm	730mm
D-ELD4P1575	4	3000mm	1530mm	730mm
D-ELD4P1875	4	3600mm	1530mm	730mm
D-ELD6P1275	6	3600mm	1530mm	730mm
D-ELD6P1575	6	4500mm	1530mm	730mm
D-ELD6P1875	6	5400mm	1530mm	730mm

Features:

- Eternity range features a stylish angled leg with adjustable feet
 - Maximise office space with runs of joined back to back desks
 - Recessed intermediate legs allows for more comfortable leg space
 - Various top sizes available to suit user needs
 - Desk height of 730mm
 - A generous 750mm deep work-top per user
 - Double support rails under each desk
 - 5 year warranty
- *Infill rail available for purchase

Top Finishes:



Base Finishes:



D-ELDWS2P1575 NO/WS



D-ELDWS4P1575 NW/WS



D-ELDWS6P1575 NW/BL

Eternity Double Sided Workstations with Screens

Specifications:

Width Options 1200, 1500, 1800
 Top Finish Options Natural Oak or Natural White
 Leg Finish Options Powdercoat black or white
 Screen Options Black fabric/white frame or Grey fabric/black frame

Dimensions:

Product Code	Users	Width	Depth (including screens)	Height (including screens)
D-ELDWS2P1275	2	1200mm	1530mm	1200mm
D-ELDWS2P1575	2	1500mm	1530mm	1200mm
D-ELDWS2P1875	2	1800mm	1530mm	1200mm
D-ELDWS4P1275	4	2400mm	1530mm	1200mm
D-ELDWS4P1575	4	3000mm	1530mm	1200mm
D-ELDWS4P1875	4	3600mm	1530mm	1200mm
D-ELDWS6P1275	6	3600mm	1530mm	1200mm
D-ELDWS6P1575	6	4500mm	1530mm	1200mm
D-ELWS6P1875	6	5400mm	1530mm	1200mm

Features:

- All of the features of the Eternity double sided workstation and more
 - Includes a 495mm high x 30mm thick screen
 - Screen is full fabric with powdercoated frame
 - Black fabric screen available with white frame or grey fabric screen with black frame
 - 5 year warranty
- *Fabric screen is available in customisable upholstery colours

Top Finishes:



Base Finishes:



Screen Finishes:



D-ELCWS1P1818 NW / BL



D-ELCWS1P1818 NO / WS



D-ELCWS1P1818 NO / BL

Eternity Corner Workstations

Specifications:

Width Options 1500 x 1500, 1800 x 1500 or 1800 x 1800
 Top Finish Options Natural Oak or Natural White
 Leg Finish Options Powdercoat black or white

Dimensions:

Product Code	Users	Overall Width x Depth	Depth (user depth)	Height
D-ELCWS1P1515	1	1500 x 1500mm	750mm	730mm
D-ELCWS1P1815	1	1800 x 1500mm	750mm	730mm
D-ELCWS1P1818	1	1800 x 1800mm	750mm	730mm

Features:

- Eternity range features a stylish angled leg with adjustable feet
- Maximise desk space with large corner workstations
- All tops come with a single 80mm diameter cable entry hole
- Cockpit style corner for comfortable seating
- Double support rails under each desk
- A generous 750mm deep work-top per user
- 5 year warranty

Top Finishes:



Base Finishes:



D-ELCWS4P1818 NO / WS



D-ELCWS4P1818 NW / BL



D-ELCWS4P1818 NO / BL

Eternity 4 Person Pod Corner Workstations

Specifications:

Width Options 1500 x 1500, 1800 x 1500 or 1800 x 1800
 Top Finish Options Natural Oak or Natural White
 Leg Finish Options Powdercoat black or white
 Screen Options Black fabric/white frame or grey fabric/black frame

Dimensions:

Product Code	Users	Overall Width x Depth	Depth (user depth)	Height (including screens)
D-ELCWS4P1515	4	3030 x 3030mm	750mm	1200mm
D-ELWS4P1815	4	3630 x 3030mm	750mm	1200mm
D-ELWS4P1818	4	3630 x 3630mm	750mm	1200mm

Features:

- All of the features of the Eternity corner workstation and more
 - Includes a 495mm high x 30mm thick screen
 - Screen is full fabric with powdercoated frame
 - Black fabric screen available with white frame or grey fabric screen with black frame
 - A generous 750mm deep work-top per user
 - 5 year warranty
- *Fabric screen is available in customisable upholstery colours

Top Finishes:



Base Finishes:



Screen Finishes:





Eternity Desk & Return

D-ELDR18185

Specifications:

Overall Size 1800W x 1850D x 730H
 Desk Depth 750D at desk, 600D at return
 Leg Finish Options Powdercoat black or white

Components:

Product	Code	Width	Depth	Height
Return Leg	ERL600	600mm	-	695mm
Return Top	TT16	1100mm	600mm	25mm
Single Leg Set	D-ESL	749mm	233mm	695mm
Scalloped Table Top	DST1875	1800mm	750mm	25mm
Rail Clamp Set	IRC	129mm	32mm	40mm
Telescopic Rail Set	ITR1012	926-1306mm	25mm	40mm
Telescopic Rail Set	ITR1518	1226-1826mm	25mm	40mm

Features:

- 2 piece top with 90 degree corner and double support rails
- 25mm thick E0 melamine board in Natural Oak or Natural White
- Scalloped edge for cable access on one side
- Dual Cross Bar For Added Stability
- 5 year warranty

Top Finishes:



Base Finishes:



D-IEL3P120D NO/WS



D-IEL3P120D NW/WS



D-IELWS3P120D NO/BL



D-IELWS3P120D NW/BL

Eternity Leg 120° Pods

NEW

Features:

- Use 120° pods to maximise office space
- E0 Enviroboard melamine worksurface
- Tops come with a 80mm diameter cable entry hole
- 60x30mm Eternity leg powdercoated underframe
- 30mm cable access void between double sided users - infill rail available at an additional cost
- Create runs of pods to suit office requirements
- D-IELWS3P120D includes a 495mmH pinnable privacy screen upholstered in black fabric with white powdercoat frame or grey fabric with black powdercoat frame
- Dual cross bar for added stability
- Adjustable leveling feet
- 5 year warranty

Dimensions:

Product Code	Screen	Overall Width x Depth	Width x Depth (per user)	Height (inc. screens)
D-IEL3P120D	No	2866 x 2480mm	1205 x 1205mm	730mm
D-IELWS3P120D	Yes	2866 x 2480mm	1205 x 1205mm	1200mm



2x D-IEL3P120D NO/WS pods joined

Top Finishes:



Base Finishes:



Screen Finishes:



D-IPLS1P1875 NO/WS



D-IPLS2P1875 NW/WS



D-IPLS3P1875 NO/BL

Profile Leg Single Sided Workstations

Specifications:

Width Options 1200, 1500, 1800
 Top Finish Options Natural Oak or Natural White
 Leg Finish Options Powdercoat black or white

Dimensions:

Product Code	Users	Width	Depth	Height
D-IPLS1P1275	1	1200mm	750mm	730mm
D-IPLS1P1575	1	1500mm	750mm	730mm
D-IPLS1P1875	1	1800mm	750mm	730mm
D-IPLS2P1275	2	2400mm	750mm	730mm
D-IPLS2P1575	2	3000mm	750mm	730mm
D-IPLS2P1875	2	3600mm	750mm	730mm
D-IPLS3P1275	3	3600mm	750mm	730mm
D-IPLS3P1575	3	4500mm	750mm	730mm
D-IPLS3P1875	3	5400mm	750mm	730mm

Features:

- Profile leg range features a classic leg set with adjustable feet
- Maximise office space with runs of joined desks
- Create runs of desks as long as required in your space
- Recessed intermediate legs allow for more comfortable leg space
- Various top sizes available to suit user needs
- Desk height of 730mm
- A generous 750mm deep work-top per user
- Double support rails under each desk
- 5 year warranty

Top Finishes:




Base Finishes:



D-IPLSWS1P1875 NW/BL



D-IPLSWS2P1875 NO/WS



D-IPLSWS3P1875 NW/WS

Profile Leg Single Sided Workstations with Screens

Specifications:

Width Options 1200, 1500, 1800
 Top Finish Options Natural Oak or Natural White
 Leg Finish Options Powdercoat black or white
 Screen Options Black fabric/white frame or grey fabric/black frame

Dimensions:

Product Code	Users	Width	Depth (including screens)	Height (including screens)
D-IPLSWS1P1275	1	1200mm	780mm	1200mm
D-IPLSWS1P1575	1	1500mm	780mm	1200mm
D-IPLSWS1P1875	1	1800mm	780mm	1200mm
D-IPLSWS2P1275	2	2400mm	780mm	1200mm
D-IPLSWS2P1575	2	3000mm	780mm	1200mm
D-IPLSWS2P1875	2	3600mm	780mm	1200mm
D-IPLSWS3P1275	3	3600mm	780mm	1200mm
D-IPLSWS3P1575	3	4500mm	780mm	1200mm
D-IPLSWS3P1875	3	5400mm	780mm	1200mm

Features:

- All of the features of the Profile leg single sided workstation and more
- Includes a 495mm high x 30mm thick screen
- Screen is full fabric with powdercoated frame
- Black fabric screen available with white frame or grey fabric screen with black frame
- 5 year warranty

*Fabric screen is available in customisable upholstery colours

Top Finishes:



Base Finishes:



Screen Finishes:





D-IPLD2P1875 NO/BL



D-IPLD4P1875 NW/BL



D-IPLD6P1875 NO/WS

Profile Leg Double Sided Workstations

Specifications:

Width Options 1200, 1500, 1800
 Top Finish Options Natural Oak or Natural White
 Leg Finish Options Powdercoat black or white

Dimensions:

Product Code	Users	Width	Depth	Height
D-IPLD2P1275	2	1200mm	1530mm	730mm
D-IPLD2P1575	2	1500mm	1530mm	730mm
D-IPLD2P1875	2	1800mm	1530mm	730mm
D-IPLD4P1275	4	2400mm	1530mm	730mm
D-IPLD4P1575	4	3000mm	1530mm	730mm
D-IPLD4P1875	4	3600mm	1530mm	730mm
D-IPLD6P1275	6	3600mm	1530mm	730mm
D-IPLD6P1575	6	4500mm	1530mm	730mm
D-IPLD6P1875	6	5400mm	1530mm	730mm

Features:

- Profile leg range features a classic leg set with adjustable feet
- Maximise office space with runs of joined back to back desks
- Recessed intermediate legs allow for more comfortable leg space
- Various top sizes available to suit user needs
- Desk height of 730mm
- A generous 750mm deep work-top per user
- Double support rails under each desk
- 5 year warranty

*Infill panel available for purchase

Top Finishes:



Base Finishes:



D-IPLDWS2P1875 NO/WS



D-IPLDWS4P1875 NW/WS



D-IPLDWS6P1875 NW/BL

Profile Leg Double Sided Workstations with Screens

Specifications:

Width Options 1200, 1500, 1800
 Top Finish Options Natural Oak or Natural White
 Leg Finish Options Powdercoat black or white
 Screen Options Black fabric/white frame or grey fabric/black frame

Dimensions:

Product Code	Users	Width	Depth (including screens)	Height (including screens)
D-IPLDWS2P1275	2	1200mm	1530mm	1200mm
D-IPLDWS2P1575	2	1500mm	1530mm	1200mm
D-IPLDWS2P1875	2	1800mm	1530mm	1200mm
D-IPLDWS4P1275	4	2400mm	1530mm	1200mm
D-IPLDWS4P1575	4	3000mm	1530mm	1200mm
D-IPLDWS4P1875	4	3600mm	1530mm	1200mm
D-IPLDWS6P1275	6	3600mm	1530mm	1200mm
D-IPLDWS6P1575	6	4500mm	1530mm	1200mm
D-IPLDWS6P1875	6	5400mm	1530mm	1200mm

Features:

- All of the features of the Profile leg double sided workstation and more
- Includes a 495mm high x 30mm thick screen
- Screen is full fabric with powdercoated frame
- Black fabric screen available with white frame or grey fabric screen with black frame
- 5 year warranty

*Fabric screen is available in customisable upholstery colours

Top Finishes:



Base Finishes:



Screen Finishes:



D-IPLCWS1P1815 NO/BL



D-IPLCWS1P1818 NW/BL



D-IPLCWS1P1818 NO/WS

Profile Leg Corner Workstations

Specifications:

Width Options 1500 x 1500, 1800 x 1500 or 1800 x 1800
 Top Finish Options Natural Oak or Natural White
 Leg Finish Options Powdercoat black or white

Dimensions:

Product Code	Users	Overall Width x Depth	Depth (user depth)	Height
D-IPLCWS1P1515	1	1500 x 1500mm	750mm	730mm
D-IPLCWS1P1815	1	1800 x 1500mm	750mm	730mm
D-IPLCWS1P1818	1	1800 x 1800mm	750mm	730mm

Features:

- Profile leg range features a classic leg set with adjustable feet
- Maximise desk space with large corner workstations
- All tops come with a single 80mm diameter cable entry hole
- Cockpit style corner for comfortable seating
- Double support rails under each desk
- 5 year warranty

Top Finishes:



Base Finishes:



D-IPLCWS4P1815 NO/WS



D-IPLCWS4P1818 NO/BL



D-IPLCWS4P1818 NW/WS

Profile Leg 4 Person Corner Workstations

Specifications:

Width Options 1500 x 1500, 1800 x 1500 or 1800 x 1800
 Top Finish Options Natural Oak or Natural White
 Leg Finish Options Powdercoat black or white
 Screen Options Black fabric/white frame or grey fabric/black frame

Dimensions:

Product Code	Users	Overall Width x Depth	Depth (user depth)	Height (including screens)
D-IPLCWS4P1515	4	3030 x 3030mm	750mm	1200mm
D-IPLCWS4P1815	4	3630 x 3030mm	750mm	1200mm
D-IPLCWS4P1818	4	3630 x 3630mm	750mm	1200mm

Features:

- All of the features of the Profile leg corner workstation and more
- Includes a 495mm high x 30mm thick screen
- Screen is full fabric with powdercoated frame
- Black fabric screen available with white frame or grey fabric screen with black frame
- 5 year warranty

*Fabric screen is available in customisable upholstery colours

Top Finishes:



Base Finishes:



Screen Finishes:





Profile Desk & Return
D-IPLDR18185

Specifications:
Overall Size 1800W x 1850D x 730H
Desk Depth 750D at desk, 600D at return
Leg Finish Options Powdercoat black or white

Components:

Product	Code	Width	Depth	Height
Return Leg	PRL600	600mm	-	695mm
Return Top	TT16	1100mm	600mm	25mm
Single Leg Set	D-PSL	750mm	120mm	695mm
Scalloped Table Top	DST1875	1800mm	750mm	25mm
Rail Clamp Set	IRC	129mm	32mm	40mm
Telescopic Rail Set	ITR1012	926-1306mm	25mm	40mm
Telescopic Rail Set	ITR1518	1226-1826mm	25mm	40mm

Features:
• 2 piece top with 90 degree corner and double support rails
• 25mm thick E0 melamine board in Natural Oak or Natural White
• Scalloped edge for cable access on one side
• 5 year warranty

Top Finishes:



Base Finishes:



D-IPL3P120D NO/BL



D-IPL3P120D NW/WS



D-IPLWS3P120D NW/BL



D-IPLWS3P120D NO/WS

Profile Leg 120° Pods

NEW

Features:
• Use 120° pods to maximise office space
• E0 Enviroboard melamine worksurface
• Tops come with a 80mm diameter cable entry hole
• 60x30mm Profile leg powdercoated underframe
• 30mm cable access void between double sided users - infill rail available at an additional cost
• D-IPLWS3P120D includes a 495mm high pinnable privacy screen upholstered in black fabric with white powdercoat frame or grey fabric with black powdercoat frame
• Dual cross bar for added stability
• Adjustable leveling feet
• 5 year warranty

Dimensions:

Product Code	Screen	Overall Width x Depth	Width x Depth (per user)	Height (inc. screens)
D-IPL3P120D	No	2866 x 2480mm	1205 x 1205mm	730mm
D-IPLWS3P120D	Yes	2866 x 2480mm	1205 x 1205mm	1200mm



2x D-IPL3P120D NO/BL pods joined

Top Finishes: Base Finishes:



Screen Finishes:



D-ILLS1P1875 NO/BL



D-ILLS2P1875 NW/BL



D-ILLS3P1875 NO/WS

Loop Leg Single Sided Workstations

Specifications:
Width Options 1200, 1500, 1800
Top Finish Options Natural Oak or Natural White
Leg Finish Options Powdercoat black or white

Dimensions:

Product Code	Users	Width	Depth	Height
D-ILLS1P1275	1	1200mm	750mm	730mm
D-ILLS1P1575	1	1500mm	750mm	730mm
D-ILLS1P1875	1	1800mm	750mm	730mm
D-ILLS2P1275	2	2400mm	750mm	730mm
D-ILLS2P1575	2	3000mm	750mm	730mm
D-ILLS2P1875	2	3600mm	750mm	730mm
D-ILLS3P1275	3	3600mm	750mm	730mm
D-ILLS3P1575	3	4500mm	750mm	730mm
D-ILLS3P1875	3	5400mm	750mm	730mm

Features:
• Loop leg range features a modern looped leg set with adjustable feet
• Maximise office space with runs of joined desks
• Create runs of desks as long as required in your space
• Recessed intermediate legs allow for more comfortable leg space
• Various top sizes available to suit user needs
• Desk height of 730mm
• A generous 750mm deep work-top per user
• Double support rails under each desk
• 5 year warranty

Top Finishes:




Base Finishes:



D-ILLSWS1P1875 NW/WS



D-ILLSWS2P1875 NO/BL



D-ILLSWS3P1875 NW/BL

Loop Leg Single Sided Workstations with Screens

Specifications:
Width Options 1200, 1500, 1800
Top Finish Options Natural Oak or Natural White
Leg Finish Options Powdercoat black or white
Screen Options Black fabric/white frame or grey fabric/black frame

Dimensions:

Product Code	Users	Width	Depth (including screens)	Height (including screens)
D-ILLSWS1P1275	1	1200mm	780mm	1200mm
D-ILLSWS1P1575	1	1500mm	780mm	1200mm
D-ILLSWS1P1875	1	1800mm	780mm	1200mm
D-ILLSWS2P1275	2	2400mm	780mm	1200mm
D-ILLSWS2P1575	2	3000mm	780mm	1200mm
D-ILLSWS2P1875	2	3600mm	780mm	1200mm
D-ILLSWS3P1275	3	3600mm	780mm	1200mm
D-ILLSWS3P1575	3	4500mm	780mm	1200mm
D-ILLSWS3P1875	3	5400mm	780mm	1200mm

Features:
• All of the features of the Loop leg single sided workstation and more
• Includes a 495mm high x 30mm thick screen
• Screen is full fabric with powdercoated frame
• Black fabric screen available with white frame or grey fabric screen with black frame
• 5 year warranty
*Fabric screen is available in customisable upholstery colours

Top Finishes: Base Finishes:



Screen Finishes:





D-ILLD2P1875 NW/BL



D-ILLD4P1875 NO/WS



D-ILLD6P1875 NO/BL

Loop Leg Double Sided Workstations

Specifications:

Width Options 1200, 1500, 1800
 Top Finish Options Natural Oak or Natural White
 Leg Finish Options Powdercoat black or white

Dimensions:

Product Code	Users	Width	Depth	Height
D-ILLD2P1275	2	1200mm	1530mm	730mm
D-ILLD2P1575	2	1500mm	1530mm	730mm
D-ILLD2P1875	2	1800mm	1530mm	730mm
D-ILLD4P1275	4	2400mm	1530mm	730mm
D-ILLD4P1575	4	3000mm	1530mm	730mm
D-ILLD4P1875	4	3600mm	1530mm	730mm
D-ILLD6P1275	6	3600mm	1530mm	730mm
D-ILLD6P1575	6	4500mm	1530mm	730mm
D-ILLD6P1875	6	5400mm	1530mm	730mm

Features:

- Loop leg range features a modern looped leg set with adjustable feet
- Maximise office space with runs of joined back to back desks
- Recessed intermediate legs allow for more comfortable leg space
- Various top sizes available to suit user needs
- Desk height of 730mm
- A generous 750mm deep work-top per user
- Double support rails under each desk
- 5 year warranty

* Infill panel available for purchase

Top Finishes:



Base Finishes:



D-ILLDWS2P1875 NW/WS



D-ILLDWS4P1875 NO/BL



D-ILLDWS6P1875 NO/WS

Loop Leg Double Sided Workstations with Screens

Specifications:

Width Options 1200, 1500, 1800
 Top Finish Options Natural Oak or Natural White
 Leg Finish Options Powdercoat black or white
 Screen Options Black fabric/white frame or grey fabric/black frame

Dimensions:

Product Code	Users	Width	Depth (including screens)	Height (including screens)
D-ILLDWS2P1275	2	1200mm	1530mm	1200mm
D-ILLDWS2P1575	2	1500mm	1530mm	1200mm
D-ILLDWS2P1875	2	1800mm	1530mm	1200mm
D-ILLDWS4P1275	4	2400mm	1530mm	1200mm
D-ILLDWS4P1575	4	3000mm	1530mm	1200mm
D-ILLDWS4P1875	4	3600mm	1530mm	1200mm
D-ILLDWS6P1275	6	3600mm	1530mm	1200mm
D-ILLDWS6P1575	6	4500mm	1530mm	1200mm
D-ILLDWS6P1875	6	5400mm	1530mm	1200mm

Features:

- All of the features of the Loop leg double sided workstation and more
- Includes a 495mm high x 30mm thick screen
- Screen is full fabric with powdercoated frame
- Black fabric screen available with white frame or grey fabric screen with black frame
- 5 year warranty

*Fabric screen is available in customisable upholstery colours

Top Finishes:



Base Finishes:



Screen Finishes:



D-ILLCWS1P1815 NW/BL



D-ILLCWS1P1818 NW/WS



D-ILLCWS1P1818 NO/WS

Loop Leg Corner Workstations

Specifications:

Width Options 1500 x 1500, 1800 x 1500 or 1800 x 1800
 Top Finish Options Natural Oak or Natural White
 Leg Finish Options Powdercoat black or white

Dimensions:

Product Code	Users	Overall Width x Depth	Depth (user depth)	Height
D-ILLCWS1P1515	1	1500 x 1500mm	750mm	730mm
D-ILLCWS1P1815	1	1800 x 1500mm	750mm	730mm
D-ILLCWS1P1818	1	1800 x 1800mm	750mm	730mm

Features:

- Loop leg range features a modern looped leg set with adjustable feet
- Maximise desk space with large corner workstations
- All tops come with a single 80mm diameter cable entry hole
- Cockpit style corner for comfortable seating
- Double support rails under each desk
- 5 year warranty

Top Finishes:



Base Finishes:



D-ILLCWS4P1815 NO/BL



D-ILLCWS4P1818 NW/BL



D-ILLCWS4P1818 NO/WS

Loop Leg 4 Person Corner Workstations

Specifications:

Width Options 1500 x 1500, 1800 x 1500 or 1800 x 1800
 Top Finish Options Natural Oak or Natural White
 Leg Finish Options Powdercoat black or white
 Screen Options Black fabric/white frame or grey fabric/black frame

Dimensions:

Product Code	Users	Overall Width x Depth	Depth (user depth)	Height (including screens)
D-ILLCWS4P1515	4	3030 x 3030mm	750mm	1200mm
D-ILLCWS4P1815	4	3630 x 3030mm	750mm	1200mm
D-ILLCWS4P1818	4	3630 x 3630mm	750mm	1200mm

Features:

- All of the features of the Loop leg corner workstation and more
- Includes a 495mm high x 30mm thick screen
- Screen is full fabric with powdercoated frame
- Black fabric screen available with white frame or grey fabric screen with black frame
- 5 year warranty

*Fabric screen is available in customisable upholstery colours

Top Finishes:




Base Finishes:



Screen Finishes:





Loop Desk & Return

D-ILLDR18185

Specifications:

Overall Size 1800W x 1850D x 730H
 Desk Depth 750D at desk, 600D at return
 Leg Finish Options Powdercoat black or white

Components:

Product	Code	Width	Depth	Height
Return Leg	LRL600	600mm	-	695mm
Return Top	TT16	1100mm	600mm	25mm
Single Leg Set	D-LSL	750mm	105mm	695mm
Scalloped Table Top	DST1875	1800mm	750mm	25mm
Rail Clamp Set	IRC	129mm	32mm	40mm
Telescopic Rail Set	ITR1012	926-1306mm	25mm	40mm
Telescopic Rail Set	ITR1518	1226-1826mm	25mm	40mm

Features:

- 2 piece top with 90 degree corner and double support rails
- 25mm thick E0 melamine board in Natural Oak or Natural White
- Scalloped edge for cable access on one side
- 5 year warranty

Top Finishes:



Base Finishes:



D-ILL3P120D NO/BL



D-ILL3P120D NO/WS



D-ILLWS3P120D NW/WS



D-ILLWS3P120D NW/BL

Loop Leg 120° Pods

NEW

Features:

- Use 120° pods to maximise office space
- E0 Enviroboard melamine worksurface
- Tops come with a 80mm diameter cable entry hole
- 60x30mm Loop leg powdercoated underframe
- 30mm cable access void between double sided users - infill rail available at an additional cost
- D-ILLWS3P120D includes a 495mm high pinnable privacy screen upholstered in black fabric with white powdercoat frame or grey fabric with black powdercoat frame
- Dual cross bar for added stability
- Adjustable leveling feet
- 5 year warranty

Dimensions:

Product Code	Screen	Overall Width x Depth	Width x Depth (per user)	Height (inc. screens)
D-ILL3P120D	No	2866 x 2480mm	1205 x 1205mm	730mm
D-ILLWS3P120D	Yes	2866 x 2480mm	1205 x 1205mm	1200mm



2x D-ILL3P120D NW/BL pods joined


Top Finishes:



Base Finishes:



Screen Finishes:



Arch Perforated Modesty Panel

NEW

PSM1000 | PSM1300 | PSM1600

Specifications:

PSM1000 1000W x 20D x 300H
 PSM1300 1300W x 20D x 300H
 PSM1600 1600W x 20D x 300H

Features:

- Provides privacy by attaching to the underside of workstations
- Available in black or white powdercoat to suit workstation frame
- Use with Deluxe Infinity, Boost and Halo workstations
- 1.5mm steel gauge
- 10 year warranty

Finishes:



Clamp-Mount Shelf

CMSHELF

Specifications:

Overall Size 600W x 270D x 475H

Features:

- 25mm thick E0 rated enviroboard
- Comes with 4 x wire dividers
- Convenient shelf above desk
- Clamps onto desk top
- Comes in Natural Oak/Black or Natural White/White
- 5 year warranty

Finishes:



Screen-Hung Shelf

ISHELF600

Specifications:

Overall Size 600W x 270D x 250H

Features:

- 18mm thick E0 rated enviroboard
- Powdercoated steel shelf brackets
- Hangs from Infinity and SHUSH30+ screens
- Comes in Natural Oak/Black or Natural White/White
- 5 year warranty

Finishes:



Desk-Mounted Shelf

DMSHELF

Specifications:

Overall Size 600W x 300D x 450H
 Height 208mm from desk to bottom of shelf

Features:

- 25mm thick E0 rated enviroboard
- Comes with 4 x wire dividers
- Requires mounting onto desk
- Comes in Natural Oak/Black or Natural White/White
- 5 year warranty

Finishes:






Deluxe 2 Drawer Hanging Ped
D-HP2D

NEW

Specifications:
Overall Size 400W x 480D x 350H

- Features:**
- Steel unit with melamine drawer fronts
 - For use with Deluxe Infinity Profile, Loop & Eternity fixed height workstations
 - Available in three colour variations
 - 5 year warranty



Return Legs
PRL600 | LRL600 | ERL600

Specifications:
Overall Size 600W x 695H

- Features:**
- Use as a return leg for desk & returns
 - Use where recessed legs are required
 - Adjustable leveling feet
 - 5 year warranty



Rail Clamp
IRC

Specifications:
Overall Size 129W x 32D x 40H

- Features:**
- Used for corner desks or desks with returns
 - Clamps to double support rails
 - Comes in set of 2
 - 5 year warranty



Infinity Bookcase
IFBK12 | IFBK18

Specifications:
IFBK12 900W x 315D x 1200H
IFBK18 900W x 315D x 1800H

- Features:**
- Adjustable shelves
 - Black edging feature
 - Aluminium tapered legs
 - 25mm thick shelves, 18mm sides
 - E0 rated melamine board
 - 5 year warranty



Infinity Swing Door Cupboards
IFSD

Specifications:
IFSD96 2 Door - 900W x 600D x 730H
IFSD1245 3 Door - 1200W x 450D x 730H
IFSD1545 3 Door - 1500W x 450D x 730H
IFSD1845 4 Door - 1800W x 450D x 730H

- Features:**
- Lockable doors, supplied with 2 keys
 - Shark nose feature on tops of doors, soft close hinges
 - E0 rated melamine board with black edging
 - 5 year warranty



Infill Rail
D-IF12 | D-IF15 | D-IF18

Specifications:
D-IF12 1200W x 30D x 30H
D-IF15 1500W x 30D x 30H
D-IF18 1800W x 30D x 30H

- Features:**
- Fills 30mm gap between double sided Deluxe Infinity and Eternity ranges



Fixed Rail
FR2400

Specifications:
Overall Size 2326W x 25D x 40H

- Features:**
- Used for 2400mm long boardroom tables
 - Suits Profile, Loop and Eternity legs
 - Comes as a set of 2
 - 5 year warranty





Telescopic Rail
ITR1012 | ITR1518 | ITR7011

Specifications:
ITR1012 Use for 1200mm wide desks
ITR1518 1500-1800mm wide desks
ITR7011 Use for corner workstations

- Features:**
- Comes as a set of 2
 - Finished in black or white powdercoat to suit workstation
 - 5 year warranty



Extra Long Rail
ITR1812

Specifications:
Overall Size 1726-2106W x 30D x 30H

- Features:**
- Used for 1800-2100mm wide desks
 - Double support rails to strengthen top
 - Comes as a set of 2
 - Finished in black or white powdercoat to suit workstation
 - 5 year warranty



Screen Clamp
SHS-CL

Specifications:
Overall Size 80W x 44D x 66H

- Features:**
- Screens mounted using this clamp will sit above desk tops
 - Suits desk thickness up to 26mm
 - Comes as set of 2



Single Fixing
SHS-FS

Specifications:
Overall Size 122W x 100D x 40H

- Features:**
- Screens mounted using this clamp will sit flush with desk top
 - Suits desk thickness up to 26mm
 - Comes as set of 2



495H Screen
SHS754 | SHS1204
SHS1504 | SHS1804

Specifications:
SHS754 750W x 30D x 495H
SHS1204 1200W x 30D x 495H
SHS1504 1500W x 30D x 495H
SHS1804 1800W x 30D x 495H

- Features:**
- Full fabric screen with top rail for accessory hanging
 - Pinnable EVA surface
 - 5 years warranty



Joining Poles
SHSJP495

Specifications:
Overall Size 30W x 30D x 495H

- Features:**
- Used for joining and stabilising return screen
 - Used where screens join at 90 degrees
 - 5 year warranty



Double Fixing
SHS-FD

Specifications:
Overall Size 100W x 70D x 40H

- Features:**
- Used for back to back desk configurations
 - Used for fixing SHS desk mounted screens
 - Suits desk thickness up to 26mm
 - Comes as set of 2



Return Fixing
SHS-LB | SHS-TB

Specifications:
Overall Size 120W x 50D x 5H

- Features:**
- For use with 750mm wide return screens
 - Single screw plate only, not sold in pairs
 - SHS-LB use with single desks
 - SHS-TB use with back to back desks



HALO & BOOST WORKSTATION RANGE

Introducing the Halo and Boost range, the pinnacle of ergonomic excellence, designed to enhance productivity and comfort in your workspace.

The Halo+ is a symbol of unparalleled excellence. Its sleek profile with designer round leg, customisable features, and intuitive controls redefines the standards for premium workstations. Effortlessly customise your workspace with its user-friendly digital control panel, complemented by anti-collision technology and whisper-quiet operation.

Leading alongside is the Boost+, an exemplar of height-adjustable workstations, surpassing industry standards with its low noise emission, safety features, and sturdy build. Choose from various configurations, sizes and colours. You can now also opt for manual height-adjustment with our brand new Boost Manual Crank workstations.

Explore popular additions to the Boost range - Boost Light and Boost Static. Combining affordability with quality, Boost Light offers a cost-effective height adjustable solution with premium features, while Boost Static provides exceptional durability as an ergonomic fixed-height workstation.



H+1P1575 NO/BL



H+1PCT1575 NO/WS



H+1PWS1575 NW/WS



H+1PWSCT1875 NW/BL

HALO+ Single Workstation

Features:

- Dual motor, round leg with a column size of 70mm diameter
- Digital control panel with 3 pre-set positions, LED display panel, keypad safety lock & reminder alarm setting
- Anti-collision and anti-tilt technology, noise emission of less than 50DB
- 120kg weight lifting capacity, with a max speed of 38mm per second
- Adjustable leveling feet with a foot size of 700mm
- Add-on fabric privacy screens and cable trays for cable tidy
- Overall height of 1330mm including screens
- Frame finished in white or black satin powdercoat
- EO rated melamine tops available in Natural White or Natural Oak
- 10 year warranty

Specifications:

Product Code	Screen	Cable Tray	Overall Width	Overall Depth	Desk Height
H+1P1275	No	No	1200mm	750mm	620-1270mm
H+1P1575	No	No	1500mm	750mm	620-1270mm
H+1P1875	No	No	1800mm	750mm	620-1270mm
H+1PCT1275	No	Yes	1200mm	750mm	620-1270mm
H+1PCT1575	No	Yes	1500mm	750mm	620-1270mm
H+1PCT1875	No	Yes	1800mm	750mm	620-1270mm
H+1PWS1275	Yes	No	1200mm	750mm	620-1270mm
H+1PWS1575	Yes	No	1500mm	750mm	620-1270mm
H+1PWS1875	Yes	No	1800mm	750mm	620-1270mm
H+1PWSCT1275	Yes	Yes	1200mm	750mm	620-1270mm
H+1PWSCT1575	Yes	Yes	1500mm	750mm	620-1270mm
H+1PWSCT1875	Yes	Yes	1800mm	750mm	620-1270mm

Top Finishes:

Base Finishes:

Screen Finishes:



H+2P1575 NO/WS



H+2PCT1575 NW/WS



H+2PWS1875 NO/BL



H+2PWSCT1575 NW/WS

HALO+ Back to Back Workstation

Features:

- All of the features of the HALO+ single sided workstation and more
- Maximise your office space with back to back workstations
- Overall height of 1330mm including screens
- Desk depth of 750mm per user
- 10 year warranty

Specifications:

Product Code	Screen	Cable Tray	Overall Width	Overall Depth	Desk Height
H+2P1275	No	No	1200mm	1500mm	620-1270mm
H+2P1575	No	No	1500mm	1500mm	620-1270mm
H+2P1875	No	No	1800mm	1500mm	620-1270mm
H+2PCT1275	No	Yes	1200mm	1500mm	620-1270mm
H+2PCT1575	No	Yes	1500mm	1500mm	620-1270mm
H+2PCT1875	No	Yes	1800mm	1500mm	620-1270mm
H+2PWS1275	Yes	No	1200mm	1500mm	620-1270mm
H+2PWS1575	Yes	No	1500mm	1500mm	620-1270mm
H+2PWS1875	Yes	No	1800mm	1500mm	620-1270mm
H+2PWSCT1275	Yes	Yes	1200mm	1500mm	620-1270mm
H+2PWSCT1575	Yes	Yes	1500mm	1500mm	620-1270mm
H+2PWSCT1875	Yes	Yes	1800mm	1500mm	620-1270mm

Top Finishes:

Base Finishes:

Screen Finishes:



H+CNRIP1515 NW/WS



H+CNRCTIP1515 NO/BL



H+CNRWSIP1515 NW/BL



H+CNRWSCTIP1515 NO/WS

HALO+ Corner Workstation

Features:

- Round leg with a column size of 70mm diameter
- Digital control panel with 3 pre-set positions, LED display panel, keypad safety lock & reminder alarm setting
- Anti-collision and anti-tilt technology, noise emission of less than 50DB
- 140kg weight lifting capacity, with a max speed of 38mm per second
- Desk mounting top plate size of 500mm
- Adjustable leveling feet with a foot size of 700mm
- Add-on fabric privacy screens and cable trays for cable tidy
- Overall height of 1330mm including screens, desk depth of 750mm
- Frame finished in white or black satin powdercoat
- Top available in Natural White or Natural Oak
- 10 year warranty

Specifications:

Product Code	Screen	Cable Tray	Overall Size	Desk Height
H+CNRIP1515	No	No	1500 x 1500mm	620-1270mm
H+CNRCTIP1515	No	Yes	1500 x 1500mm	620-1270mm
H+CNRWSIP1515	Yes	No	1500 x 1500mm	620-1270mm
H+CNRWSCTIP1515	Yes	Yes	1500 x 1500mm	620-1270mm
H+CNRIP1815	No	No	1800 x 1500mm	620-1270mm
H+CNRCTIP1815	No	Yes	1800 x 1500mm	620-1270mm
H+CNRWSIP1815	Yes	No	1800 x 1500mm	620-1270mm
H+CNRWSCTIP1815	Yes	Yes	1800 x 1500mm	620-1270mm
H+CNRIP1818	No	No	1800 x 1800mm	620-1270mm
H+CNRCTIP1818	No	Yes	1800 x 1800mm	620-1270mm
H+CNRWSIP1818	Yes	No	1800 x 1800mm	620-1270mm
H+CNRWSCTIP1818	Yes	Yes	1800 x 1800mm	620-1270mm

Top Finishes:

Base Finishes:

Screen Finishes:



HALO+ Desk and Return

Features:

- Add a return frame and top to any HALO+ single desk to create a desk and return with 2-piece top with a cockpit style corner
- 160kg weight lifting capacity
- Digital control panel with 3 pre-set positions, LED display panel, keypad safety lock & reminder alarm setting
- Anti-collision and anti-tilt technology, noise emission of less than 50DB
- Max speed of 38mm per second
- Round leg with a column size of 70mm diameter
- Desk mounting top plate size of 500mm
- Adjustable leveling feet with a foot size of 700mm
- Add-on fabric privacy screens and cable trays for cable tidy
- Frame finished in white or black satin powdercoat
- Top available in Natural White or Natural Oak
- Optional accessories: battery pack, cable snake and cable tray bridge
- 10 year warranty

Specifications:

Product	Code	Width	Depth	Height
Return frame	HP-RF	735 - 1845mm	700mm	620 - 1270mm
Return top	T116	1100mm	600mm	25mm

Top Finishes:

Base Finishes:



B+1P1275 NW/BL



B+1PCT1275 NO/BL



B+1PWS1275 NO/WS



B+1PWST1875 NW/WS


BOOST+ Single Workstation

Features:

- LED digital controller with 3 pre-set programmable heights and easy to use up & down arrows
- 120kg weight lifting capacity, adjusts at 38mm per second
- Anti-collision and anti-tilt safety features
- Dual motor with 3 stage motorised legs with low noise emissions
- Keypad safety lock and reminder alarm setting
- Add-on fabric privacy screens and cable tidy trays
- Top available in Natural White or Natural Oak
- Overall height of 1330mm including screens
- Optional accessories: battery pack, cable snake and cable tray bridge
- 10 year warranty

Specifications:

Product Code	Screen	Cable Tray	Overall Width	Overall Depth	Desk Height
B+1P1275	No	No	1200mm	750mm	620-1270mm
B+1P1575	No	No	1500mm	750mm	620-1270mm
B+1P1875	No	No	1800mm	750mm	620-1270mm
B+1PCT1275	No	Yes	1200mm	750mm	620-1270mm
B+1PCT1575	No	Yes	1500mm	750mm	620-1270mm
B+1PCT1875	No	Yes	1800mm	750mm	620-1270mm
B+1PWS1275	Yes	No	1200mm	750mm	620-1270mm
B+1PWS1575	Yes	No	1500mm	750mm	620-1270mm
B+1PWS1875	Yes	No	1800mm	750mm	620-1270mm
B+1PWST1275	Yes	Yes	1200mm	750mm	620-1270mm
B+1PWST1575	Yes	Yes	1500mm	750mm	620-1270mm
B+1PWST1875	Yes	Yes	1800mm	750mm	620-1270mm



B+2P1275 NW/BL



B+2PCT1275 NO/WS



B+2PWS1275 NW/BL



B+2PWST1875 NO/WS


BOOST+ Back to Back Workstation

Features:

- All of the features of the BOOST+ single sided workstation and more
- Maximise your office space with back to back workstations
- Overall height of 1330mm including screens
- Desk depth of 750mm per user
- 10 year warranty

Specifications:

Product Code	Screen	Cable Tray	Overall Width	Overall Depth	Desk Height
B+2P1275	No	No	1200mm	1500mm	620-1270mm
B+2P1575	No	No	1500mm	1500mm	620-1270mm
B+2P1875	No	No	1800mm	1500mm	620-1270mm
B+2PCT1275	No	Yes	1200mm	1500mm	620-1270mm
B+2PCT1575	No	Yes	1500mm	1500mm	620-1270mm
B+2PCT1875	No	Yes	1800mm	1500mm	620-1270mm
B+2PWS1275	Yes	No	1200mm	1500mm	620-1270mm
B+2PWS1575	Yes	No	1500mm	1500mm	620-1270mm
B+2PWS1875	Yes	No	1800mm	1500mm	620-1270mm
B+2PWST1275	Yes	Yes	1200mm	1500mm	620-1270mm
B+2PWST1575	Yes	Yes	1500mm	1500mm	620-1270mm
B+2PWST1875	Yes	Yes	1800mm	1500mm	620-1270mm



B+CNRIP1818 NW/BL



B+CNRCTIP1818 NO/BL



B+CNRWSIP1818 NO/WS



B+CNRWSTIP1818 NW/WS


BOOST+ Corner Workstation

Features:

- LED digital controller with 3 pre-set programmable heights and easy to use up & down arrows
- 140kg weight lifting capacity, adjusts at 38mm per second
- Anti-collision and anti-tilt safety features
- Dual motor with 3 stage motorised legs with low noise emissions
- Keypad safety lock and reminder alarm setting
- Add-on fabric privacy screens and cable tidy trays
- Top available in Natural White or Natural Oak
- Overall height of 1330mm including screens
- Optional accessories: battery pack, cable snake and cable tray bridge
- 10 year warranty

Specifications:

Product Code	Screen	Cable Tray	Overall Size	Desk Height
B+CNRIP1515	No	No	1500 x 1500mm	620-1270mm
B+CNRCTIP1515	No	Yes	1500 x 1500mm	620-1270mm
B+CNRWSIP1515	Yes	No	1500 x 1500mm	620-1270mm
B+CNRWSTIP1515	Yes	Yes	1500 x 1500mm	620-1270mm
B+CNRIP1815	No	No	1800 x 1500mm	620-1270mm
B+CNRCTIP1815	No	Yes	1800 x 1500mm	620-1270mm
B+CNRWSIP1815	Yes	No	1800 x 1500mm	620-1270mm
B+CNRWSTIP1815	Yes	Yes	1800 x 1500mm	620-1270mm
B+CNRIP1818	No	No	1800 x 1800mm	620-1270mm
B+CNRCTIP1818	No	Yes	1800 x 1800mm	620-1270mm
B+CNRWSIP1818	Yes	No	1800 x 1800mm	620-1270mm
B+CNRWSTIP1818	Yes	Yes	1800 x 1800mm	620-1270mm




BOOST+ Desk and Return

Features:

- Add a return frame and top to any BOOST+ single desk to create a 2-piece workstation with a cockpit style corner
- 140kg weight lifting capacity
- LED digital controller with 3 pre-set programmable heights and easy to use up & down arrows
- Adjusts at 38mm per second
- Anti-collision and anti-tilt safety features
- Dual motor with 3 stage motorised legs with low noise emissions
- Keypad safety lock and reminder alarm setting
- Adjustable leveling feet
- Return top available in Natural White or Natural Oak
- Add-on fabric privacy screens and cable trays for cable tidy
- Optional accessories: battery pack, cable snake and cable tray bridge
- 10 year warranty

Specifications:

Product	Code	Width	Depth	Height
Return frame	B2-RF	735 - 1845mm	-	620 - 1270mm
Return top	T116	1100mm	600mm	25mm





BLIIP1275 NW/BL



BLIIPCT1875 NO/WS



BLIIPWS1575 NW/WS



BLIIPWSCT1875 NO/BL


**BOOST LIGHT
Single Workstation**

Features:

- Digital control panel with 3 pre-set positions, LED display panel, keypad safety lock & reminder alarm setting
- Single motor underframe finished in black or white powdercoat
- Anti-collision technology, noise emission of less than 50DB
- Column size of 90mm x 60mm, desk mounting top plate size of 500mm
- Lifting capacity of 80kg with a max speed of 25mm per second
- 700mm wide foot size with adjustable leveling feet
- E0 rated melamine tops available in Natural White or Natural Oak
- Overall height of 1330mm including screens
- 10 year warranty

Specifications:

Product Code	Screen	Cable Tray	Width	Depth	Desk Height
BLIIP1275	No	No	1200mm	750mm	620-1270mm
BLIIP1575	No	No	1500mm	750mm	620-1270mm
BLIIP1875	No	No	1800mm	750mm	620-1270mm
BLIIPCT1275	No	Yes	1200mm	750mm	620-1270mm
BLIIPCT1575	No	Yes	1500mm	750mm	620-1270mm
BLIIPCT1875	No	Yes	1800mm	750mm	620-1270mm
BLIIPWS1275	Yes	No	1200mm	750mm	620-1270mm
BLIIPWS1575	Yes	No	1500mm	750mm	620-1270mm
BLIIPWS1875	Yes	No	1800mm	750mm	620-1270mm
BLIIPWSCT1275	Yes	Yes	1200mm	750mm	620-1270mm
BLIIPWSCT1575	Yes	Yes	1500mm	750mm	620-1270mm
BLIIPWSCT1875	Yes	Yes	1800mm	750mm	620-1270mm



BC1P1275 NO/BL



BC1PCT1275 NW/BL



BC1PWS1575 NO/WS



BC1PWSCT1875 NW/WS


**BOOST CRANK
Single Workstation**

Features:

- Manual height adjustable workstation to match Boost+ range
- E0 rated 25mm thick table top with rigid edging and 50mm D scallop cut out to rear
- Underframe finished in black or white powdercoat
- 120kg weight lifting capacity
- Max speed of 15mm per second (10mm per full turn circle)
- Overall height of 1330mm including screens
- Foot size of 700mm with adjustable leveling feet
- Add-on fabric privacy screens and cable tidy trays
- Optional accessories: cable snake and cable tray bridge
- 10 year warranty

Specifications:

Product Code	Screen	Cable Tray	Overall Width	Overall Depth	Desk Height
BC1P1275	No	No	1200mm	750mm	705-1155mm
BC1P1575	No	No	1500mm	750mm	705-1155mm
BC1P1875	No	No	1800mm	750mm	705-1155mm
BC1PCT1275	No	Yes	1200mm	750mm	705-1155mm
BC1PCT1575	No	Yes	1500mm	750mm	705-1155mm
BC1PCT1875	No	Yes	1800mm	750mm	705-1155mm
BC1PWS1275	Yes	No	1200mm	750mm	705-1155mm
BC1PWS1575	Yes	No	1500mm	750mm	705-1155mm
BC1PWS1875	Yes	No	1800mm	750mm	705-1155mm
BC1PWSCT1275	Yes	Yes	1200mm	750mm	705-1155mm
BC1PWSCT1575	Yes	Yes	1500mm	750mm	705-1155mm
BC1PWSCT1875	Yes	Yes	1800mm	750mm	705-1155mm



NEW



BC2P1275 NO/BL



BC2PCT1275 NW/BL



BC2PWS1575 NO/WS



BC2PWSCT1875 NW/WS


**BOOST CRANK
Back to Back Workstation**

Features:

- All of the features of the Boost Crank single sided workstation and more
- Maximise your office space with back to back workstations
- Overall height of 1330mm including screens
- Desk depth of 750mm per user
- Underframe finished in black or white powdercoat
- 10 year warranty

Specifications:

Product Code	Screen	Cable Tray	Overall Width	Overall Depth	Desk Height
BC2P1275	No	No	1200mm	1500mm	705-1155mm
BC2P1575	No	No	1500mm	1500mm	705-1155mm
BC2P1875	No	No	1800mm	1500mm	705-1155mm
BC2PCT1275	No	Yes	1200mm	1500mm	705-1155mm
BC2PCT1575	No	Yes	1500mm	1500mm	705-1155mm
BC2PCT1875	No	Yes	1800mm	1500mm	705-1155mm
BC2PWS1275	Yes	No	1200mm	1500mm	705-1155mm
BC2PWS1575	Yes	No	1500mm	1500mm	705-1155mm
BC2PWS1875	Yes	No	1800mm	1500mm	705-1155mm
BC2PWSCT1275	Yes	Yes	1200mm	1500mm	705-1155mm
BC2PWSCT1575	Yes	Yes	1500mm	1500mm	705-1155mm
BC2PWSCT1875	Yes	Yes	1800mm	1500mm	705-1155mm



NEW



BCCNRIP1515 NO/BL



BCCNRCTIP1515 NW/BL



BCCNRWSIP1815 NO/WS



BCCNRWSCTIP1818 NW/WS


**BOOST CRANK
Corner Workstation**

Features:

- Manual height adjustable workstation to match Boost+ range
- E0 rated 25mm thick table top with rigid edging and 80mm diameter cable entry with cover
- Underframe finished in black or white powdercoat
- 140kg weight lifting capacity
- Max speed of 15mm per second (10mm per full turn circle)
- Overall height of 1330mm including screens
- Foot size of 700mm for main desk and 500mm for return frame
- Add-on fabric privacy screens and cable tidy trays
- Optional accessories: cable snake and cable tray bridge
- 10 year warranty

Specifications:

Product Code	Screen	Cable Tray	Overall Size	Desk Height
BCCNRIP1515	No	No	1500x1500mm	705-1155mm
BCCNRIP1815	No	No	1800x1500mm	705-1155mm
BCCNRIP1818	No	No	1800x1800mm	705-1155mm
BCCNRCTIP1515	No	Yes	1500x1500mm	705-1155mm
BCCNRCTIP1815	No	Yes	1800x1500mm	705-1155mm
BCCNRCTIP1818	No	Yes	1800x1800mm	705-1155mm
BCCNRWSIP1515	Yes	No	1500x1500mm	705-1155mm
BCCNRWSIP1815	Yes	No	1800x1500mm	705-1155mm
BCCNRWSIP1818	Yes	No	1800x1800mm	705-1155mm
BCCNRWSCTIP1515	Yes	Yes	1500x1500mm	705-1155mm
BCCNRWSCTIP1815	Yes	Yes	1800x1500mm	705-1155mm
BCCNRWSCTIP1818	Yes	Yes	1800x1800mm	705-1155mm



NEW



SB1P1875 NW/WS



SB1PCT1875 NO/BL



SB1PWS1575 NO/WS



SB1PWST1875 NW/BL


BOOST STATIC Single Workstation

Features:

- Fixed height workstation to match Boost+ range
- Telescopic frame 1100mm - 1800mm wide
- Column size of 90mm x 60mm, foot size of 700mm
- Fixed height of 730mm
- Adjustable leveling feet
- Underframe finished in white or black satin powdercoat
- E0 rated melamine tops available in Natural White or Natural Oak
- 10 year warranty

Specifications:

Product Code	Screen	Cable Tray	Width	Depth	Desk Height
SB1P1275	No	No	1200mm	750mm	730mm
SB1P1575	No	No	1500mm	750mm	730mm
SB1P1875	No	No	1800mm	750mm	730mm
SB1PCT1275	No	Yes	1200mm	750mm	730mm
SB1PCT1575	No	Yes	1500mm	750mm	730mm
SB1PCT1875	No	Yes	1800mm	750mm	730mm
SB1PWS1275	Yes	No	1200mm	750mm	730mm
SB1PWS1575	Yes	No	1500mm	750mm	730mm
SB1PWS1875	Yes	No	1800mm	750mm	730mm
SB1PWST1275	Yes	Yes	1200mm	750mm	730mm
SB1PWST1575	Yes	Yes	1500mm	750mm	730mm
SB1PWST1875	Yes	Yes	1800mm	750mm	730mm



SB2P1275 NO/WS



SB2PCT1275 NW/BL



SB2PWS1575 NO/BL



SB2PWST1275 NW/WS


BOOST STATIC Back to Back Workstation

Features:

- Fixed height workstation to match Boost+ range
- Telescopic frame 1100mm - 1800mm wide
- Column size of 90mm x 60mm, foot size of 700mm
- Fixed height of 730mm
- Adjustable leveling feet
- Underframe finished in white or black satin powdercoat
- E0 rated melamine tops available in Natural White or Natural Oak
- Maximise your office space with back to back workstations
- 10 year warranty

Specifications:

Product Code	Screen	Cable Tray	Width	Depth	Desk Height
SB2P1275	No	No	1200mm	750mm	730mm
SB2P1575	No	No	1500mm	750mm	730mm
SB2P1875	No	No	1800mm	750mm	730mm
SB2PCT1275	No	Yes	1200mm	750mm	730mm
SB2PCT1575	No	Yes	1500mm	750mm	730mm
SB2PCT1875	No	Yes	1800mm	750mm	730mm
SB2PWS1275	Yes	No	1200mm	750mm	730mm
SB2PWS1575	Yes	No	1500mm	750mm	730mm
SB2PWS1875	Yes	No	1800mm	750mm	730mm
SB2PWST1275	Yes	Yes	1200mm	750mm	730mm
SB2PWST1575	Yes	Yes	1500mm	750mm	730mm
SB2PWST1875	Yes	Yes	1800mm	750mm	730mm



SBCNRIP1515 NO/BL



SBCNRCT1P1515 NW/WS



SBCNRWS1P1515 NW/BL



SBCNRWSCT1P1815 NO/WS


BOOST STATIC Corner Workstation

Features:

- Fixed height corner workstation to match Boost+ range
- Telescopic frame 1040mm - 2150mm wide
- Column size of 90mm x 60mm, foot size of 700mm
- Fixed height of 730mm
- Adjustable leveling feet
- Underframe finished in white or black satin powdercoat
- E0 rated melamine tops available in Natural White or Natural Oak
- 10 year warranty

Specifications:

Product Code	Screen	Cable Tray	Size
SBCNRIP1515	No	No	1500 x 1500mm
SBCNRCT1P1515	No	Yes	1500 x 1500mm
SBCNRWS1P1515	Yes	No	1500 x 1500mm
SBCNRWSCT1P1515	Yes	Yes	1500 x 1500mm
SBCNRIP1815	No	No	1800 x 1500mm
SBCNRCT1P1815	No	Yes	1800 x 1500mm
SBCNRWS1P1815	Yes	No	1800 x 1500mm
SBCNRWSCT1P1815	Yes	Yes	1800 x 1500mm
SBCNRIP1818	No	No	1800 x 1800mm
SBCNRCT1P1818	No	Yes	1800 x 1800mm
SBCNRWS1P1818	Yes	No	1800 x 1800mm
SBCNRWSCT1P1818	Yes	Yes	1800 x 1800mm



Refresh Mat RRM BL

Specifications:

Overall Size 985W x 505D x 19H

Features:

- Anti-fatigue mat
- 100% PU material
- Use with any height adjustable solution
- Updated design
- 10 year warranty

Finish:



Chair Mats MAT | MAT SMOOTH

Specifications:

MAT S | MAT SMOOTH S 915W x 1200D x 2H
 MAT L | MAT SMOOTH L 1150W x 1350D x 2H

Features:

- Composition: PVC - 75%, DDTP (PVC plasticizer) - 20%, ABS - 2%, stabilizer - 2%, colour pigment - 1%
- Use MAT S & MAT L for low pile carpet floors
- Use MAT SMOOTH S & MAT SMOOTH L for hard floors
- Tested for fire retardancy
- Clear finish
- 5 year warranty

Finish:





Cable Snake
B2-CBSNAKE

Specifications:
Overall Size 45W x 30D x 1200H

- Features:**
- Flexible cable snakes
 - 4x segregation channels per snake
 - 1 piece per carton
 - Available in black or white to match workstation frame
 - 3 year warranty



Bluetooth Control Box
B2-BTCB

Specifications:
Overall Size 80W x 150D x 100H

- Features:**
- Allows for height adjustment control with smart phone via application. NOTE: Only suitable for IOS devices with access to the App Store
 - For use on single and back to back workstations only
 - Minimum/Maximum height settings and up/down control
 - 10 year warranty



Single Cable Tray
B2-SSCT12 | B2-SSCT15 | B2-SSCT18

Specifications:
B2-SSCT12 1010W x 175D x 90H
B2-SSCT15 1310W x 175D x 90H
B2-SSCT18 1610W x 175D x 90H

- Features:**
- Internal segregation for power & data
 - External and internal power & data punch out provisions
 - Four external punchouts at 230mm x 42mm and two internal punchouts at 230mm x 42mm
 - Solid steel cable tray lid with 2x access holes for cable snakes
 - 10 year warranty



Back to Back Cable Tray
B2-B2BCT12 | B2-B2BCT15 | B2-B2BCT18

Specifications:
B2-B2BCT12 1010W x 350D x 90H
B2-B2BCT15 1310W x 350D x 90H
B2-B2BCT18 1610W x 350D x 90H

- Features:**
- Internal segregation for power & data
 - External and internal power & data punch out provisions
 - Four external punchouts at 230mm x 42mm and two internal punchouts at 230mm x 42mm
 - Solid steel cable tray lid with 2x access holes for cable snakes
 - 10 year warranty



Battery Pack
B2-BATT

Specifications:
Overall Size 100W x 200D x 150H

- Features:**
- For use on all Boost and Halo height adjustable workstations that don't have hard wire power access
 - Comes with control box and power charging adapter
 - Battery life up to approximately 30 up-down cycles before needing to be recharged
 - Ideal for education and training room applications



Cable Tray Bridge
B2-SSBR | B2=B2BBR

Specifications:
B2-SSBR 100W x 175D x 94H
B2-B2BBR 100W x 350D x 94H

- Features:**
- Allows 30mm gap between users
 - Cable tray cover to go between two single sided workstation frames or two back to back workstation frames
 - 10 year warranty



Telescopic Cable Tray - Single
SS-TCT

Specifications:
Overall Size 1300 - 1900W x 175D x 90H

- Features:**
- Suits workstation tops with a width between 1500-2100mm
 - Internal segregation for power & data
 - External and internal power & data punch out provisions
 - Four external punchouts at 230mm x 42mm and four internal punchouts at 230mm x 42mm
 - Solid steel cable tray lid with 2x access holes for cable snakes
 - 10 year warranty



NEW



Telescopic Cable Tray - Double
B2B-TELCT1319

Specifications:
Overall Size 1300-1900W x 350D x 90H

- Features:**
- Suits workstation tops with a width between 1500-2100mm
 - Internal segregation for power & data
 - External and internal power & data punch out provisions
 - Four external punchouts at 230mm x 42mm and four internal punchouts at 230mm x 42mm
 - Solid steel cable tray lid with 2x access holes for cable snakes
 - 10 year warranty



NEW



Single Sided Arm
B2-SSARM | HP-SSARM

Specifications:
Overall Size 315W x 60D x 90H

- Features:**
- Single sided workstation cable tray and screen mounting arm
 - Comes as a set of 2
 - B2-SSARM for Boost, HP-SSARM for Halo



Rail Extension
B2-REX

Specifications:
Overall Size 1600W x 15D x 30H

- Features:**
- Rail extension beams
 - 2 pieces per carton
 - Suits 2100mm - 2400mmW workstations



Arch Perforated Modesty Panel
PSM1000 | PSM1300 | PSM1600

NEW

Specifications:
PSM1000 1000W x 20D x 300H
PSM1300 1300W x 20D x 300H
PSM1600 1600W x 20D x 300H

- Features:**
- Provides privacy by attaching to the underside of workstations
 - Available in black or white powdercoat to suit workstation frame
 - Use with Deluxe Infinity, Boost and Halo workstations
 - 1.5mm steel gauge
 - 10 year warranty



900H Screen
SHS759 | SHS129 | SHS159 | SHS189

Specifications:
SHS759 750W x 30D x 900H
SHS129 1200W x 30D x 900H
SHS159 1500W x 30D x 900H
SHS189 1800W x 30D x 900H

- Features:**
- Slimline 30mm screen
 - Pinnable full fabric surface
 - Can be fixed at any height on a desk
 - Functions as a screen and as a modesty panel
 - 5 year warranty



Screen Bracket
B2-SBRAC | B2-BBRAC

Specifications:
B2-SBRAC Set of 2 per carton
B2-BBRAC Set of 4 per carton

- Features:**
- Screen bracket sets for single sided workstations and back to back workstations
 - Sets made up of 1x right front bracket, 1x right back bracket, 1x left front bracket, 1x left back bracket, 4x tapped plates and M6x10mm bolts (18x bolts for B2-SBRAC, and 16x bolts for B2-BBRAC)
 - 10 year warranty



Nylon Glide Bracket
B2-SLIBR

Specifications:
Overall Size 25W x 8D x 50H

- Features:**
- The Boost+ and Halo+ can be used with a 1200mm or 1500mm high SHUSH30+ screen by attaching a nylon glide bracket
 - Holds the screen sturdy when adjusting height on workstations
 - Comes as a set of 2 (1x right, 1x left)
 - Refer to Shush30+ Screens section for more information
 - 3 year warranty



Shush30+ Joining Poles
SHSJP900 | SHSJP1330

Specifications:
Overall Size 30W x 30D
Available Heights 900mm and 1330mm

- Features:**
- 360° joining poles
 - Includes all hooks and cover plates
 - Adjustable leveling foot included
 - 5 year warranty




SHS759 used on B+2PWS1275 NW/WS

Return Screen for Boost & Halo
SHS759

Specifications:
Overall Size 750W x 30D x 900H

- Features:**
- Use a 750mm return screen on one or both ends of desk
 - SHSJP900 joining pole used to join return screen to center screen
 - SHSJP1330 joining pole used as stabilising pole on the end
 - Can be used with single and back to back Boost+ and Halo+ workstations
 - Desk height can be adjusted without affecting other users or screens





Deluxe Span Single Sided Workstations

Features:

- Sturdy powdercoated frame and legs
- Comes with metal perforated modesty panel
- Range of sizes to choose from to suit your space
- EO melamine top
- Scalloped edge for cable tidy
- 750mm deep top for more workspace
- Hidden cable tidy in legs
- Adjustable feet
- Top available in Natural White or Natural Oak
- Frame and legs in powdercoated black, silver or white
- 5 year warranty

Specifications:

Product Code	Width	Top Depth	Height
RSD1275M	1200mm	750mm	730mm
RSD1575M	1500mm	750mm	730mm
RSD1875M	1800mm	750mm	730mm

Top Finishes:



Base Finishes:



Deluxe Span Corner Workstations

Features:

- Corner top for more work surface area
- Sturdy powdercoated frame and legs
- Comes with metal perforated modesty panel
- Range of sizes to choose from to suit your space
- EO melamine top
- Pre-cut cable entry hole in corner of desk
- 750mm deep top for more workspace
- Hidden cable tidy in legs
- Adjustable feet
- Top available in Natural White or Natural Oak
- Frame and legs in powdercoated black, silver or white
- 5 year warranty

Specifications:

Product Code	Width	Top Depth	Height
RSCWS181275M	1800 x 1200mm	750mm	730mm
RSCWS151575M	1500 x 1500mm	750mm	730mm
RSCWS181575M	1800 x 1500mm	750mm	730mm
RSCWS181875M	1800 x 1800mm	750mm	730mm

Top Finishes:



Base Finishes:



Span Single Sided Workstations

Features:

- Mix and match choice of 2 top colours and 3 frame colours
- EO melamine top with pre cut cable entry hole
- Sturdy powdercoated frame and legs
- Comes with metal perforated modesty panel
- Range of sizes to choose from to suit your space
- 700mm deep top to suit smaller spaces (600mm D return in RSD1818M)
- Adjustable feet
- Top available in Natural White or Beech
- Frame and legs in powdercoated black, silver or white
- 5 year warranty

Specifications:

Product Code	Width	Depth	Height
RSD1277M	1200mm	700mm	730mm
RSD1577M	1500mm	700mm	730mm
RSD1877M	1800mm	700mm	730mm

Top Finishes:



Frame Finishes:



Span Corner Workstations

Features:

- Mix and match choice of 2 top colours and 3 frame colours
- EO melamine top with pre cut cable entry hole
- Sturdy powdercoated frame and legs
- Comes with metal perforated modesty panel
- Range of sizes to choose from to suit your space
- 700mm deep top to suit smaller spaces (600mm D return in RSD1818M)
- Adjustable feet
- Top available in Natural White or Beech
- Frame and legs in powdercoated black, silver or white
- 5 year warranty

Specifications:

Product Code	Width	Depth	Height
RSCWS18127M	1800 x 1200mm	700mm	730mm
RSCWS15157M	1500 x 1500mm	700mm	730mm
RSCWS18157M	1800 x 1500mm	700mm	730mm
RSCWS18187M	1800 x 1800mm	700mm	730mm
RSDR1818M	1800mm x 1800mm (1100 x 600mm D Return)	700mm	730mm

Top Finishes:



Frame Finishes:





Span Cupboard
SP2FD18

Specifications:
Overall Size 900W x 450D x 1800H


- Features:**
- Includes 1 x fixed mid shelf
 - 3 x adjustable shelves
 - Soft close hinges
 - Fully lockable with 2 keys included
 - Master key available for additional cost
 - EO melamine board in Natural White or Beech
 - 5 year warranty



Span Hutch
SPH12 | SPH18

Specifications:
SPH12 1200W x 315D x 1070H
SPH18 1800W x 315D x 1070H

- Features:**
- Includes adjustable shelves
 - Sits on top of a credenza or desk
 - Provides extra storage space
 - EO melamine board in Natural White or Beech
 - 5 year warranty



Worker Fixed Pedestal
CDKP1D1F | CDKP3D | CRP3D

Specifications:
CDKP1D1F 1 Drawer, 1 File - 465W x 447D x 454H
CDKP3D 3 Drawers - 465W x 447D x 454H
CRP3D 3 Drawers - 465W x 370D x 454H - Ironstone only

- Features:**
- Can be installed on right or left side of desk
 - EO melamine board in Beech/Ironstone or Ironstone
 - Lockable drawers with 2 keys supplied
 - CRP3D is used for returns and available in Ironstone only
 - 5 year warranty



Span Bookcase
SPBC12 | SPBC18

Specifications:
SPBC12 900W x 315D x 1200H
SPBC18 900W x 315D x 1800H


- Features:**
- EO melamine board in Natural White or Beech
 - 1200mm H comes with 3 x adjustable shelves
 - 1800mm H comes with 4 x adjustable shelves
 - 5 year warranty



Span Credenza
SPC12 | SPC18

Specifications:
SPC12 1200W x 450D x 730H
SPC18 1800W x 450D x 730H

- Features:**
- Sliding door credenza
 - Includes 2 x adjustable shelves
 - Fully lockable with 2 keys included
 - EO melamine board in Natural White or Beech
 - 5 year warranty



Span Pedestal
SPMP3

Specifications:
Overall Size 465W x 447D x 690H
Weight Capacity 30kg per drawer

- Features:**
- Melamine mobile pedestal on castors
 - 2 x personal drawers and 1 x file drawer
 - Lockable drawers with 2 keys supplied
 - EO melamine board in Natural White or Beech
 - 5 year warranty



Worker Mobile Pedestal
CMP2F | CMP2D1F | CMP4D

Specifications:
CMP2F 2 File Drawers - 465W x 447D x 690H
CMP2D1F 2 Drawers, 1 File Drawer - 465W x 447D x 690H
CMP4D 4 Drawers - 465W x 447D x 690H

- Features:**
- Drawers with metal runners
 - 4 castors with 5th extra castor for stability on file drawer units
 - Lockable drawers with 2 keys supplied
 - EO melamine board in Beech/Ironstone or Ironstone
 - 5 year warranty





CDK96
Cherry / Ironstone



CDK126
Beech / Ironstone



CDK1875
White / Ironstone



CDK189
Natural Oak / Ironstone

Worker Desk

Features:

- E0 melamine board
- CDK96 with 1 x cable entry hole, all other sizes with 2 x cable entry holes
- Built-in modesty panel
- Can be used with fixed pedestals
- Can be used with return to create more work surface area
- Available in Natural White/Ironstone, Natural Oak/Ironstone, Beech/Ironstone and Cherry/Ironstone
- 5 year warranty

Components:

Product Code	Width	Depth	Height
CDK96	900mm	600mm	730mm
CDK126	1200mm	600mm	730mm
CDK1575	1500mm	750mm	730mm
CDK1875	1800mm	750mm	730mm
CDK189	1800mm	900mm	730mm

Finishes:



Cherry / Ironstone



Natural Oak / Ironstone



Beech / Ironstone



Natural White / Ironstone

Worker Desk Return

Features:

- E0 melamine board
- Add to straight desk to create a return
- Creates more desk top space
- Includes modesty panel piece
- Available in Natural White/Ironstone, Natural Oak/Ironstone, Beech/Ironstone and Cherry/Ironstone
- 5 year warranty

Components:

Product Code	Width	Depth	Height
CR45	900mm	450mm	730mm
CR6	900mm	600mm	730mm
CR12 (Beech & Cherry Only)	1200mm	600mm	730mm



Natural Oak / Ironstone
Left hand return on a CDK1575
(CDK1575 not included)



Natural White / Ironstone
Left hand return on a CDK189
(CDK189 not included)

Finishes:



Beech / Ironstone



Cherry / Ironstone



Natural Oak / Ironstone



Natural White / Ironstone

Worker Corner Workstation

Features:

- 3-piece corner workstation in E0 melamine board
- Huge range of sizes to suit your space
- Cable entry hole in corner piece
- Modesty panels with space for cable access
- Available in Natural White/Ironstone, Natural Oak/Ironstone, Beech/Ironstone and Cherry/Ironstone
- CCW1875 available in Beech/Ironstone and Cherry/Ironstone only
- 5 year warranty

Components:

Product Code	Width	Depth	Height
RWCWS1212	1200 x 1200mm	600mm	730mm
RWCWS1215	1200 x 1500mm	600mm	730mm
RWCWS1218	1200 x 1800mm	600mm	730mm
RWCWS1221	1200 x 2100mm	600mm	730mm
RWCWS1515	1500 x 1500mm	600mm	730mm
RWCWS1815	1800 x 1500mm	600mm	730mm
RWCWS1818	1800 x 1800mm	600mm	730mm
RWCWS2115	2100 x 1500mm	600mm	730mm
RWCWS2118	2100 x 1800mm	600mm	730mm
RWCWS2121	2100 x 2100mm	600mm	730mm
CCW1875	1800 x 1800mm	750mm	730mm

Finishes:





Worker Cupboard
CSC2FD

Specifications:
Overall Size 900W x 450D x 1800H

- Features:**
- 3 x adjustable shelves
 - 1 x fixed middle shelf
 - Fully lockable doors with 2 keys included
 - Available in Natural White/Ironstone, Natural Oak/Ironstone, Beech/Ironstone and Cherry/Ironstone
 - E0 melamine board
 - 5 year warranty

Finishes:



Lockable Wall Unit
CSC2HD

Specifications:
Overall Size 900W x 450D x 1800H

- Features:**
- Lockable half height storage
 - 2 adjustable shelves
 - Supplied with 2 keys
 - Available in Natural White/Ironstone, Natural Oak/Ironstone, Beech/Ironstone and Cherry/Ironstone
 - E0 melamine board
 - 5 year warranty

Finishes:



Worker Hutch
CH12 | CH15 | CH18

Specifications:
CH12 1200W x 315D x 1070H
CH15 1500W x 315D x 1070H
CH18 1800W x 315D x 1070H

- Features:**
- 4 shelves in 1200mm and 1500mm sizes
 - 6 shelves in 1800mm size
 - Available in Natural White/Ironstone, Natural Oak/Ironstone, Beech/Ironstone and Cherry/Ironstone
 - E0 melamine board
 - 5 year warranty

Finishes:



Worker Desk Hob
CHOB15N | CHOB18N

Specifications:
CHOB15N 1500W x 350D x 400H
CHOB18N 1800W x 350D x 400H

- Features:**
- Creates a reception counter or privacy for your desk
 - Available in Natural White/Ironstone, Natural Oak/Ironstone, Beech/Ironstone and Cherry/Ironstone
 - E0 melamine board
 - 5 year warranty

Finishes:



Worker Bookcase
CBC9 | CBC12 | CBC18

Specifications:
CBC9 900W x 315D x 900H
CBC12 900W x 315D x 1200H
CBC18 900W x 315D x 1800H

- Features:**
- 3 x adjustable shelves in 900 and 1200H
 - 4 x adjustable shelves in 1800H
 - Available in Natural White/Ironstone, Natural Oak/Ironstone, Beech/Ironstone and Cherry/Ironstone
 - E0 melamine board
 - 5 year warranty

Finishes:



Filing Cabinet
C3FC | C4FC

Specifications:
C3FC 465W x 600D x 998H
C4FC 465W x 600D x 1300H

- Features:**
- Melamine 3 or 4 drawer filing cabinet
 - Lockable drawers with 2 keys supplied
 - Metal runners
 - Available in Beech/Ironstone with black powdercoat bow handles
 - E0 melamine board
 - 5 year warranty

Finish:



Worker Credenza
CMZ1245 | CMZ1545 | CMZ1845

Specifications:
CMZ1245 1200W x 450D x 730H
CMZ1545 1500W x 450D x 730H
CMZ1845 1800W x 450D x 730H

- Features:**
- 2 x adjustable shelves
 - Fully lockable sliding door with 2 keys
 - Available in Natural White/Ironstone, Natural Oak/Ironstone, Beech/Ironstone and Cherry/Ironstone
 - E0 melamine board
 - 5 year warranty

Finishes:



Pigeon Hole Unit
PH20

Specifications:
Overall Size 1040W x 380D x 1040H

- Features:**
- Melamine pigeon hole unit with 20 slots
 - Adjustable shelves
 - E0 melamine board
 - Available in Natural White/Ironstone, Natural Oak/Ironstone, Beech/Ironstone and Cherry/Ironstone
 - 5 year warranty

Finishes:





SCREENS

ECO Panel Screens

- Features:**
- Polyester fibre panel screen with pinnable surface & radial corners
 - Sound absorbing screens come in black or marble grey
 - Moisture proof and anti-mildew
 - 3 year warranty
- *Screen mounting clamps sold separately

Screen options:

Product Code	Width	Depth	Height	Finished Height (with clamps)
EPS750	740mm	27mm	384mm	400mm
EPS1200	1200mm	27mm	384mm	400mm
EPS1500	1500mm	27mm	384mm	400mm
EPS1800	1800mm	27mm	384mm	400mm



Screen Finishes:

ECO Panel Clamps

- Features:**
- Powdercoated clamps come in a set of 2
 - Available in a choice of black or white powdercoat
 - Clamps used for mounting screens with a thickness of 16mm - 31mm
 - Desk mounted clamps screw in from top of desk
 - Side and back to back versions screw in from bottom of desk
 - 5 year warranty

Clamp options:

Product Code	Width	Depth	Height	Use for
EPSCCLAMP	42mm	65mm	82mm	Desk mounted clamp
EPSMC	44mm	35mm	95mm	Side mounted clamp
BTBEPSC	70mm	44mm	100mm	Back to back clamp



Clamp Finishes:


ECO DESK MOUNTED SCREENS

ECO Slide on Screen

- Features:**
- Polyester fibre panel pinnable surface
 - Suits 25mm thick tops and requires no fixings
 - Moisture proof and anti-mildew
 - 3 year warranty

Specifications:

Product Code	SEPS70
Overall Width	820mm
Overall Height	530mm
Screen Thickness	27mm
Height from Cavity to Top of Screen	400mm
Length from Cavity to End of Screen	700mm
Cavity Height	24mm
Corner Radius	40 Degrees



Screen Finishes:




SHUSH30+ Tops

Specifications:

Top Options Straight desk or corner desk
 Straight Top Sizes 1200 x 750, 1500 x 750, 1800 x 750
 Corner Top Sizes 1500 x 1500, 1800 x 1200, 1800 x 1500, 1800 x 1800
 Top Finish Options Natural Oak or Natural White

Components:

Key	Code	Overall Width	Depth	Thickness
A	DST1275	1200mm	750mm	25mm
B	DST1575	1500mm	750mm	25mm
C	DST1875	1800mm	750mm	25mm
D	T1812	1800 x 1200mm	700mm	25mm
E	T1815	1800 x 1500mm	700mm	25mm
F	T1818	1800 x 1800mm	700mm	25mm
G	T1515	1500 x 1500 mm	700mm	25mm
H	SCDESK BRACKET	-	-	-



Top Finishes:



Bracket Finish:




SHUSH30+ Screens

Specifications:

Height Options 1200 or 1500
 Colour Options Black fabric/white frame or grey fabric/black frame

Components:

Key	Code	Width	Depth	Height
-	SHS712	750mm	30mm	1200mm
J	SHS1212	1200mm	30mm	1200mm
-	SHS1512	1500mm	30mm	1200mm
K	SHS1812	1800mm	30mm	1200mm
-	SHS715	750mm	30mm	1500mm
M	SHS1215	1200mm	30mm	1500mm
-	SHS1515	1500mm	30mm	1500mm
N	SHS1815	1800mm	30mm	1500mm
I	SHSJP1200	30mm	30mm	1200mm
L	SHSJP1500	30mm	30mm	1500mm



Screen Finishes:



Pole Finishes:



SHUSH30+ Legs

Features:

- Mix and match Profile, Loop, Eternity, Span or DC-60 end legs with SHUSH30+ system
- Use a range of legs instead of a screen hung system
- 5 year warranty

Components:

Key	Code	Width	Depth	Height	Colour Options
O	D-PSL	750mm	120mm	695mm	Black or White
P	D-LSL	750mm	105mm	695mm	Black or White
Q	D-ESL	750mm	233mm	695mm	Black or White
R	DC60	60mm	60mm	705mm	Black, White or Chrome*
S	CLEG	550mm	50mm	705mm	Silver
T	SPLEG	560mm	60mm	705mm	Black, White or Silver*



Pictured: LR818 - Leg block for Eternity, Loop and Profile legs. Comes in a set of 2.

Finishes:



SHUSH30+ Screen Hung Workstations

Features:

- Screen system with endless possible configurations
- Powdercoated frame with a full fabric pinnable screen surface
- Slimline 30mm thick screen with adjustable feet
- Comes in 2 different screen heights to choose from
- 5 year warranty
- *Available in customisable upholstery colours

Components:

Top Options	Natural Oak or Natural White with Scalloped Edge DST1275 1200W x 750D x 25H DST1575 1500W x 750D x 25H DST1875 1800W x 750D x 25H
Screen Options	Black Frame with Grey Fabric or White Frame with Black Fabric SHS712 750W x 300 x 1200H SHS1212 1200W x 300 x 1200H SHS1512 1500W x 300 x 1200H SHS1812 1800W x 300 x 1200H SHS715 750W x 300 x 1500H SHS1215 1200W x 300 x 1500H SHS1515 1500W x 300 x 1500H SHS1815 1800W x 300 x 1500H
Joining Pole	White or Black SHSJP1200 - Joining pole for 1200mm height SHSJP1500 - Joining pole for 1500mm height
Joining Brackets	Silver SCDESK BRACKET - Bracket to fasten workstation top to screen Comes as a set of 2



SHUSH30+ Side to Side Workstations

Features:

- All of the features of the SHUSH30+ single workstation and more
- Create runs of any length to suit your space
- Configure the desks for privacy or encourage teamwork
- Mix and match screen heights and colours
- 5 year warranty



SHUSH30+ Back to Back Workstations

Features:


- All of the features of the SHUSH30+ single workstation and more
- Maximise office space with back to back desks
- Create runs of any length to suit your space
- Configure the desks for privacy or encourage teamwork
- Mix and match screen heights and colours
- 5 year warranty



SHUSH30+ Cubicle Workstations

Features:

- All of the features of the SHUSH30+ single workstation and more
- Use SHUSH30+ screens to build private free-standing cubicles
- Create cubicles without the need for permanent structures
- Join pods to create as many cubicles as required
- 5 year warranty



SHUSH30+ 1-2 Person Corner Workstations

Features:

- All of the features of the SHUSH30+ single workstation and more
- Uses the same components as the SHUSH30+ single workstations
- Uses corner tops for a larger work surface
- 5 year warranty

Components:

Corner Top Size Options	Natural Oak or Natural White with Cable Entry Hole T11515-75 - 1500mm x 1500mm, 750mm Top Depth T11812-75 - 1800mm x 1200mm, 750mm Top Depth T11815-75 - 1800mm x 1500mm, 750mm Top Depth T11818-75 - 1800mm x 1800mm, 750mm Top Depth
-------------------------	--



SHUSH30+ 4+ Person Corner Workstations

Features:

- All of the features of the SHUSH30+ corner workstation and more
- Maximise office space with back to back desks
- Create runs of any length to suit your space
- Configure the desks for privacy or encourage teamwork
- Mix and match screen heights and colours
- 5 year warranty





SHUSH30+ for 120° Pods

NEW

Features:

- Use 120° pods to maximise office space
- 5 year warranty

Components:

Top Options	Natural Oak or Natural White with Cable Entry Holes T1212-12-75 - 120° workstation table top 1205W x 1205W x 750D x 25H
Screen Options	Black Frame with Grey Fabric or White Frame with Black Fabric SHS715 750W x 300 x 1500H SHS712 750W x 300 x 1200H SHS1212 1200W x 300 x 1200H SHS1215 1200W x 300 x 1500H
Leg Options	DC60 - Round Leg in Chrome, Black or White SPLEG - Span Leg in Silver, Black or White C LEG - C Leg in Silver only D-PSL - Profile Leg in Black or White D-ESL - Eternity Leg in Black or White D-LSL - Loop Leg in Black or White
Joining Pole	White or Black 120D-SHSJP-1200 - Joining pole for 1200mm height 120D-SHSJP-1500 - Joining pole for 1500mm height
Joining Brackets	Silver SCDESK BRACKET - Bracket to fasten workstation top to screen. Comes as a set of 2



Top Finishes:



Screen Finishes:



SHUSH30+ Free-Standing Feet

Features:

- Used to convert SHUSH30+ screens to free-standing screens
- Attaches to side of screen extrusion for a clean finish
- Powdercoat finish
- Comes as a set of 2
- 5 year warranty

Specifications:

Product Code	Width	Depth	Height	Colour
SHSFOOT BL	505mm	66mm	125mm	Black Powdercoat
SHSFOOT WS	505mm	66mm	125mm	White Powdercoat



SHSFOOT WS



SHSFOOT BL

Finishes:



SHUSH30+ 900mm Height Screens

Features:

- SHUSH30+ 900mm height screens can be used as both screens and modesty panels when fixed using a SHS-HAB bracket
- Recommended for use with 600mm deep Infinity and Eternity legs
- Can be fixed at any height on a desk
- Functions as a screen and a modesty panel
- Brackets come as a set of 2; 1 x right, 1 x left
- 5 year warranty

Specifications:

Product Code	Product	Width	Depth	Height
SHS759	750mm wide screen	750mm	30mm	900mm
SHS129	1200mm wide screen	1200mm	30mm	900mm
SHS159	1500mm wide screen	1500mm	30mm	900mm
SHS189	1800mm wide screen	1800mm	30mm	900mm
SHS-HAB	Fixing brackets	138mm	72mm	70mm



SHS-HAB BL



SHS-HAB WS

Bracket Finishes:



Screen Finishes:



SHUSH30+ Bracket for Height Adjustable Desks

Features:

- Use 1200mm and 1500mm full height SHUSH30+ screens, with height adjustable workstations such as BOOST+ using B2-SLIBR brackets for SHUSH30+ screen
- Holds the screen sturdy when adjusting height on workstations
- Nylon brackets come as a set of 2; 1 x right, 1 x left
- 5 year warranty

Specifications:

Product Code	Product	Width	Depth	Height
SHS1212	1200W x 1200H Screen	1200mm	30mm	1200mm
SHS1512	1500W x 1200H Screen	1500mm	30mm	1200mm
SHS1812	1800W x 1200H Screen	1800mm	30mm	1200mm
SHS1215	1200W x 1500H Screen	1200mm	30mm	1500mm
SHS1515	1500W x 1500H Screen	1500mm	30mm	1500mm
SHS1815	1800W x 1500H Screen	1800mm	30mm	1500mm
SHS712	750W x 1200H Screen	750mm	30mm	1200mm
SHS715	750W x 1500H Screen	750mm	30mm	1500mm
SHSJP1200	Joining Pole for 1200H Screen	30mm	30mm	1200mm
SHSJP1500	Joining Pole for 1500H Screen	30mm	30mm	1500mm
B2-SLIBR	Nylon glide brackets	25mm	8mm	50mm



B2-SLIBR

Bracket Finish:



Joining Pole Finishes:



Screen Finishes:



Screen Straight Pods

Features:

- Use the screen system to create a layout to suit your space with a huge selection of tops, legs, and colours to choose from
- 5 year warranty

Components:

Top Options	Beech or Natural White with Cable Entry Holes T127 1200W x 700D x 25H T157 1500W x 700D x 25H T187 1800W x 700D x 25H
Screen Options	Blue or Grey Fabric with Ironstone Bottom SC712 750W x 30D x 1250H SC1212 1200W x 30D x 1250H SC1512 1500W x 30D x 1250H SC1812 1800W x 30D x 1250H SC716 750W x 30D x 1650H SC1216 1200W x 30D x 1650H SC1516 1500W x 30D x 1650H SC1816 1800W x 30D x 1650H
Leg Options	DC60 - Round Leg in Chrome, Black or White SPLEG - Span Leg in Silver, Black or White C LEG - C Leg in Silver only
Joining Pole	Precious Silver SC12/90 - 90° degree pole for 1200mm height SC16/90 - 90° degree pole for 1650mm height
Joining Brackets	Silver SCDESK BRACKET - Bracket to fasten workstation top to screen. Comes as a set of 2



Top Finishes:



Screen Finishes:



Screen Corner Pods

Features:

- Use corner pods for more work surface per user
- 5 year warranty

Components:

Top Options	Beech or Natural White with Cable Entry Holes T1515 1500 x 1500W, 700mm top depth T1812 1800 x 1200W, 700mm top depth T1815 1800 x 1500W, 700mm top depth T1818 1800 x 1800W, 700mm top depth
Screen Options	Blue or Grey Fabric with Ironstone Bottom SC712 750W x 30D x 1250H SC1212 1200W x 30D x 1250H SC1512 1500W x 30D x 1250H SC1812 1800W x 30D x 1250H SC716 750W x 30D x 1650H SC1216 1200W x 30D x 1650H SC1516 1500W x 30D x 1650H SC1816 1800W x 30D x 1650H
Leg Options	DC60 - Round Leg in Chrome, Black or White SPLEG - Span Leg in Silver, Black or White C LEG - C Leg in Silver only
Joining Pole	Precious Silver SC12/90 - 90° degree pole for 1200mm height SC16/90 - 90° degree pole for 1650mm height
Joining Brackets	Silver SCDESK BRACKET - Bracket to fasten workstation top to screen. Comes as a set of 2



Top Finishes:



Screen Finishes:



Screen 120° Pods

Features:

- Use 120° pods for a more open work setting
- 5 year warranty

Components:

Top Options	Beech or Natural White with Cable Entry Holes T1212-12-7 - 120° degree top 1200W x 1200W x 700D x 25H
Screen Options	Blue or Grey Fabric with Ironstone Bottom SC712 750W x 30D x 1250H SC1212 1200W x 30D x 1250H SC716 750W x 30D x 1650H SC1216 1200W x 30D x 1650H
Leg Options	DC60 - Round Leg in Chrome, Black or White SPLEG - Span Leg in Silver, Black or White C LEG - C Leg in Silver only
Joining Pole	Precious Silver SC12/120 - 120° degree pole for 1200mm height SC16/120 - 120° degree pole for 1650mm height
Joining Brackets	Silver SCDESK BRACKET - Bracket to fasten workstation top to screen. Comes as a set of 2



Top Finishes:



Screen Finishes:




Screen Tops

Specifications:

- Top Options Straight desk or corner desk
- Straight Top Sizes 1200 x 700, 1500 x 700, 1800 x 700
- Corner Top Sizes 1500 x 1500, 1800 x 1200, 1800 x 1500, 1800 x 1800
- Top Finish Options Natural White or Beech

Components:

Key	Code	Width	Depth	Thickness
A	T127	1200mm	700mm	25mm
B	T157	1500mm	700mm	25mm
C	T187	1800mm	700mm	25mm
D	T1212-12-7	1200 x 1200mm	700mm	25mm
E	T1812	1800 x 1200mm	700mm	25mm
F	T1815	1800 x 1500mm	700mm	25mm
G	T1818	1800 x 1800mm	700mm	25mm
H	T1515	1500 x 1500 mm	700mm	25mm
I	SCDESK BRACKET	Required for all tops. Comes as a set of 2.		



Top Finishes:



Bracket Finish:




Screens

Specifications:

- Height Options 1250 or 1650
- Colour Options Grey or blue fabric

Components:

Key	Code	Width	Depth	Height
J	SC1212	1200mm	30mm	1250mm
K	SC1512	1500mm	30mm	1250mm
-	SC1812	1800mm	30mm	1250mm
-	SC712	750mm	30mm	1250mm
-	SC1216	1200mm	30mm	1650mm
L	SC1516	1500mm	30mm	1650mm
M	SC1816	1800mm	30mm	1650mm
-	SC716	750mm	30mm	1650mm



Screen Finishes:




Screen Legs

Specifications:

- Leg Options Span leg, DC-60 leg or C-leg

Components:

Key	Code	Dimensions	Set of	Colours
N	SPLEG	560W x 705H	2	White, Black, Silver*
O	DC60	60 Dia. x 705H	4	White, Black, Chrome*
P	CLEG	550W x 705H	2	Silver
Q	SC12/90	30 Dia. x 1250H	1	Silver
-	SC12/120	30 Dia. x 1250H	1	Silver
R	SC16/90	30 Dia. x 1650H	1	Silver
-	SC16/120	30 Dia. x 1650H	1	Silver



Finishes:





Pen Holder 2
SCPENHOLDER 2

Specifications:
Overall Size 160W x 90D x 140H

- Features:**
- Pen and stationery holder
 - Can be hung from screens
 - 5 year warranty

Finish:



Doc Divider
SCDOC DIVIDE

Specifications:
Overall Size 240W x 260D x 290H

- Features:**
- Document divider with 4 spaces
 - Can be hung from screens
 - 5 year warranty

Finish:




Shelf
SCSHELF BRACKET & CBCSHELF

Specifications:
Overall Size 900W x 330D x 430H

- Features:**
- 900mm wide shelf for screen system
 - Natural White or Beech shelf, silver brackets
 - 5 year warranty

Finishes:



Pen Holder 3
SCPENHOLDER 3

Specifications:
Overall Size 220W x 90D x 140H

- Features:**
- Pen and stationery holder with 3 spaces
 - Can be hung from screens
 - 5 year warranty

Finish:



File Holder
SCFILE HOLDER

Specifications:
Overall Size 160W x 320D x 310H

- Features:**
- Used to store files and folders
 - Can be hung from screens
 - 5 year warranty

Finish:



Doc Tray
SCDOCTRAY

Specifications:
Overall Size 250W x 330D x 80H

- Features:**
- Use for holding documents and A4 notes
 - Can be hung from screens
 - 5 year warranty

Finish:



Feet
SCFREE STANDING FEET

Specifications:
Overall Size 510W x 50D x 170H

- Features:**
- Attach to screens to create a free-standing dividing screen
 - 5 year warranty

Finish:



Wall Bracket
SCWALLBRACKET

Specifications:
Overall Size 35W x 55D x 40H

- Features:**
- Used to attach screen to walls
 - 5 year warranty

Finish:



Power Pole
SW2.1 POWER POLE | SW2.8 POWER POLE

Specifications:

SW2.1 POWER POLE	2100H
SW2.8 POWER POLE	2800H

- Features:**
- Runs power from ceiling to workstation
 - 2 year warranty

Finish:

SOFTWIRING & CABLE MANAGEMENT



Pop Up Power

Specifications:

SWPOP2G	2 x GPO
SWPOP1G2USB	1 x GPO + 2 x USB

Features:

- Pop up power module - offers above desk power, data and USB
- Can be concealed when not in use
- Leads not included
- Available in black or white
- 2 year warranty

Finishes:



Nova Trio Power Rail

Specifications:

SWNOVA2GUSBA/C	2 x GPO + 1 x USB C + 1 x USB A
----------------	---------------------------------

Features:

- 2 x 10AMP Auto Switched Socket Outlet, 1 x USB C Outlet, 1 x USB A Outlet
- 1500mm lead with 3 pin plug included
- Available in black or white
- 2 year warranty

Finishes:



Athena Power Rail

Specifications:

SWPR2G	2 x Rotated GPO
SWPR2G2USB	2 x GPO + 2 x USB A
SWPR2G2D	2 x GPO + 2 Data Provision
SWPR4G3D	4 x GPO + 3 x Data Provision
SWPR2GUSBA/C	2 x GPO + 1 x USB A + 1 x USB C

Features:

- Includes tag lead D, splitter & desk clamps for attaching to desk
- 2 year warranty

Finishes:



Boardroom Table Box

Specifications:

SWTB2G3D	2 x GPO + 3 Data Provision
SWTB4G5D	4 x GPO + 5 x Data Provision

Features:

- Sits in desk or table top
- Lid closes to hide points when not in use
- Leads not included
- Available in black, silver or white
- 2 year warranty

Finishes:





Odyssey Power Dock

Specifications:

ODYS2G2USBTTP	2 x GPO, 1 x USB A, 1 x USB C, 1500mm 3-pin lead
ODYS4G4USBTTP	4 x GPO, 2 x USB A, 2 x USB C, 1500mm 3-pin lead
ODYS8G4USBTTP	8 x GPO, 2 x USB A, 2 x USB C, 1500mm 3-pin lead

Features:

- Power solution for where shared power is required
- Use in boardrooms, conference areas, hot desking
- 2 year warranty

Finishes:



Power Poles

Specifications:

Desk to Ceiling Kit Includes	2.1m power pole or umbilical kit for desk to ceiling power with ceiling kit, under desk mounting bracket, desk grommet and cover
Floor to Ceiling Kit Includes	2.8m power pole or umbilical kit for floor to ceiling power with ceiling kit, floor bracket and cover

Features:

- Perfect in open plan offices with desks in the centre of the room
- Carries cables and wiring to desk from the ceiling
- 2 year warranty

Finishes:



Single Cable Basket

Specifications:

Available Widths	SWBK650 - 650mm for 900mm wide desks SWBK950 - 950mm for 1200mm wide desks SWBK1250 - 1250mm for 1500mm wide desks SWBK1550 - 1550mm for 1800mm wide desks
Available Options	• 2 x GPO • 4 x GPO

Features:

- Includes basket, power module, GPO clip & interconnecting lead
- Under desk cable basket kit to organise power cables
- 2 year warranty

Finishes:



Atom USB Charging

Specifications:

ATOMUSB	2 x USB + 1500mm 3-pin lead
ATOMBRACK	Under desk & lounge mounting bracket

Features:

- USB charging module
- Can be integrated into desk top or fixed underneath desk top, or mounted to lounges using the mounting bracket
- Available in black or white
- 2 year warranty

Finishes:



Blinky Power Pod

Specifications:

BLKY3GTL	3 x GPO + 500mm TAG lead
BLKY3GTPP	3 x GPO + 1500mm 3-pin lead
BLKY3G3USBTTL	3 x GPO + 3 x USB C + 500mm TAG lead
BLKY3G3USBPP	3 x GPO + 3 x USB C + 1500mm 3-pin lead

Features:

- Multi-power pod with different power configurations available
- Sits on desk top - fits in 135mm diameter cutout
- 2 year warranty

Finishes:



Trax Umbilical


Specifications:

SWTD12	1200mm length umbilical for use with height adjustable workstations
--------	---

Features:

- Solution for height adjustable desks
- Cable tray to workstation umbilical
- Dual compartment for power and data
- SWTMAG - magnet for fixing to steel bases available for additional cost
- Includes tray base fixing, and under desk bracket
- 2 year warranty

Finishes:



Dual Cable Basket

Specifications:

Available Widths	SWBK650 - 650mm for 900mm desks SWBK950 - 950mm for 1200mm desks SWBK1250 - 1250mm for 1500mm desks SWBK1550 - 1550mm for 1800mm desks
Available Options	• 2 x GPO with 2 data tiles • 4 x GPO with 2, 3 or 4 data tiles

Features:

- Under desk cable basket kit to organise power and data cables
- Includes basket, power module, GPO clip, interconnecting lead & data tile
- 2 year warranty

Finishes:



In-Desk Module

Specifications:

SWHDP	1 x GPO + 2 x USB + 1 x data provision + 500mm TAG lead + 3 way splitter
SWHDP KIT	1 x GPO + 2 x USB + 1 x data provision + 1500mm TAG lead

Features:

- In desk module - fits into 80mm cable port
- Offers above desk power, data and USB
- Available in black or white
- 2 year warranty

Finishes:





Elevate Single Arm
ELEVATE ARM

Specifications:
Tilt Range 180°
Weight Limit Min. 2kg - Max 8kg
Screen Limit Up to 24"
Forward Range 500mm
Vertical Range 180-480mm

Features:
• Single swivel monitor arm with 180-480mm height range
• 180° degree adjustment and clamp fix kit
• 3 year warranty



Executive Single Arm
ESMARM

Specifications:
Tilt Range -85° to 15°
Screen Limit 17" to 27"
Vesa Size 75 x 75mm or 100 x 100mm
Weight Limit Min. 2kg - Max 9kg
Fixing Clamp and grommet fix kit

Features:
• Gas spring single monitor arm with effortless rotating, pivoting and extendable adjustments
• 5 year warranty



Revolve Single Arm
RMA1 BL

Specifications:
Tilt Range -85° to 15°
Weight Limit 10kg
Arm Reach 435mm
Pole Height 392mm
Height Range 260-360mm

Features:
• Pole mounted single monitor arm with cable management
• 3 year warranty



Revolve Dual Arm
RMA2 BL

Specifications:
Tilt Range -85° to 15°
Weight Limit 10kg per arm
Arm Reach 360mm per arm
Pole Height 450mm
Height Range 260-360mm

Features:
• Pole mounted dual monitor arm with cable management
• 3 year warranty



Executive Dual Arm
EDMARM

Specifications:
Tilt Range -85° to 15°
Screen Limit 17" to 27"
Vesa Size 75 x 75mm or 100 x 100mm
Weight Limit Min. 2kg - Max 9kg per arm
Fixing Clamp and grommet fix kit

Features:
• Gas spring dual monitor arms with effortless rotating, pivoting and extendable adjustments
• 5 year warranty





TABLES



Edge Folding FBT2410

Specifications:
FBT2410 2400W x 1000D x 743H

- Features:**
- Folding table, top folds in half
 - Natural White or Driftwood top with black rubber strip edging
 - Quick release mechanism
 - Includes 2 x table links
 - Frame in polished aluminium/black
 - 5 year warranty

Top Finishes:

Base Finishes:



Steel Folding Table FFT1575 | FFT1875 | FFT189

Specifications:
FFT1575 1500W x 750D x 730H
FFT1875 1800W x 750D x 730H
FFT189 1800W x 900D x 730H

- Features:**
- Suitable for heavy duty use
 - Easy to use folding mechanism and easy storage
 - E0 melamine board table top
 - 3 year warranty

Top Finishes:

Base Finishes:



Boost Crank Flip Top BCFTT1575 | BCFTT1875 | BCFTT189

NEW

Specifications:
BCFTT1575 1500W x 750D x 725-1070H
BCFTT1875 1800W x 750D x 725-1070H
BCFTT189 1800W x 900D x 725-1070H

- Features:**
- Side winder crank handle
 - Heavy duty castors - 2x locking castors & 2x non-locking castors
 - Max speed: 15mm per second (10mm per full turn circle)
 - Foot size of 650mm
 - 5 year warranty

Top Finishes:

Base Finishes:



Flip Top Table FTT1575 | FTT1875

Specifications:
FTT1575 1500W x 750D x 750H
FTT1875 1800W x 750D x 750H

- Features:**
- Padded pull handle and locking castors
 - Table links available for additional cost
 - E0 melamine board table top
 - 3 year warranty

Top Finishes:

Base Finish:



Typhoon Flip Top
TFT | BTFT

Specifications:

TFT126 BTFT126	1200W x 600D x 750H
TFT1575 BTFT1575	1500W x 750D x 750H
TFT1875 BTFT1875	1800W x 750D x 750H
TFT2175 BTFT2175	2100W x 750D x 750H

- Features:**
- Easy storage when not in use, includes locking castors
 - Frames in black powdercoat or polished aluminium/black
 - 2100mm tables only available in Natural Oak and Natural White
 - Table links available for additional cost
 - 5 year warranty



NEW SIZES & FINISH AVAILABLE



Ironstone Boardroom
CBT2412 | CBT3212

Specifications:

CBT2412	2400W x 1200D x 730H
CBT3212	3200W x 1200D x 730H

- Features:**
- Made entirely of E0 Melamine board
 - Sturdy H shape base in Ironstone finish
 - E0 melamine top in Natural White, Natural Oak, Beech or Cherry
 - 1 piece top for 2400mm size, 2 piece top for 3200mm size
 - 5 year warranty



Eternity Meeting
EMT1575 | EMT1875 | EMT189

Specifications:

EMT1575	1500W x 750D x 730H
EMT1875	1800W x 750D x 730H
EMT189	1800W x 900D x 730H

- Features:**
- E0 melamine top in Natural White, Natural Oak, Beech or Cherry
 - Powdercoat base with adjustable feet in black or white
 - Double support rails under single piece top
 - 5 year warranty



Eternity Boardroom
EMT2175 | EMT2412 | EMT3212

Specifications:

EMT2175	2100W x 750D x 730H
EMT2412	2400W x 1200D x 730H
EMT3212	3200W x 1200D x 730H

- Features:**
- E0 melamine top in Natural White, Natural Oak, Beech or Cherry
 - EMT2175 only available in Natural Oak and Natural White tops
 - Double support rails under 2-piece top
 - Intermediate leg in the 3200mm table
 - 5 year warranty



NEW SIZE AVAILABLE




Typhoon Meeting
TTR | BTTR

Specifications:

TTR189 BTTR189	1800W x 900D x 750H
TTR1575 BTTR1575	1500W x 750D x 750H
TTR1875 BTTR1875	1800W x 750D x 750H

- Features:**
- E0 melamine top in Natural White, Natural Oak, Beech or Cherry
 - Frames in black powdercoat and polished aluminium/black
 - Adjustable leveling feet
 - 5 year warranty



NEW SIZES & FINISH AVAILABLE




Typhoon Boardroom
TTR | BTTR

Specifications:

TTR2412 BTTR2412	2400W x 1200D x 750H
TTR3212 BTTR3212	3200W x 1200D x 750H
TTR4012 BTTR4012	4000W x 1200D x 750H

- Features:**
- E0 melamine top, with frames available in black powdercoat and polished aluminium/black
 - 4000mm tables only available in Natural Oak and Natural White
 - 1 piece top for 2400W size, 2 piece top for 3200W & 4000W size
 - 5 year warranty



NEW SIZES & FINISH AVAILABLE




Span Meeting Table
RST1875 | RST189

Specifications:

RST1875	1800W x 750D x 730H
RST189	1800W x 900D x 730H

- Features:**
- Stylish angled frame
 - Adjustable feet
 - E0 melamine board table top
 - 5 year warranty




Steel Frame Table
SFT126 | SFT1575 | SFT1875 | SFT189

Specifications:

SFT126	1200W x 600D x 730H
SFT1575	1500W x 750D x 730H
SFT1875	1800W x 750D x 730H
SFT189	1800W x 900D x 730H

- Features:**
- Black steel frame with adjustable leveling feet
 - E0 melamine board table top
 - 3 year warranty






Typhoon 4 Star Table
TTR | BTTR

NEW FINISHES AVAILABLE

Specifications:
TTR900 | BTTR900 900 Diameter x 750H
TTR1200 | BTTR1200 1200 Diameter x 750H


- Features:**
- 4 star base with adjustable feet
 - Frames available in polished aluminium/black or black powdercoat all over
 - EO melamine board table top
 - 5 year warranty



Eternity Table Square
D-ERT990

Specifications:
D-ERT990 900W x 900D x 730H

- Features:**
- 45° profile leg
 - Powdercoat base with adjustable feet
 - EO melamine board table top in Natural White or Natural Oak
 - 5 year warranty




Disc Base Table
CBT9 | CBT12 | CBT990

NEW BLACK TOP FINISH

Specifications:
CBT9 900 Diameter x 755H
CBT12 1200 Diameter x 755H
CBT990 900W x 900D x 755H

- Features:**
- Square tops only available in Natural White and Natural Oak
 - Flush flat disc base
 - EO melamine board table top
 - 5 year warranty



Drum Base Table
DBT900 | DBT1200

NEW

Specifications:
DBT900 900 Diameter x 730H
DBT1200 1200 Diameter x 730H

- Features:**
- Includes 20mm self tapping wood screws for table top fixing
 - Adjustable leveling feet
 - 25mmT EO rated melamine top
 - Drum base finished in chip resistant powdercoat
 - 5 year warranty




Typhoon Round Table
TTR1500 | BTTR1500

NEW

Specifications:
Overall Size 1500 Diameter x 750H

- Features:**
- EO melamine top in Natural White or Natural Oak
 - 4 star base with adjustable feet
 - Base available in polished aluminium/black or black powdercoat
 - 5 year warranty



Eternity Table Round
D-ERT9 | D-ERT12

NEW BLACK TOP FINISH

Specifications:
D-ERT9 900 Diameter x 730H
D-ERT12 1200 Diameter x 730H

- Features:**
- 45° profile leg
 - Powdercoat base with adjustable feet
 - EO melamine board table top
 - 5 year warranty



Worker Round Table
CRM9 | CRM12

Specifications:
CRM9 900 Diameter x 730H
CRM12 1200 Diameter x 730H

- Features:**
- Full EO melamine board top and base
 - Solid melamine Ironstone base
 - Available in 2 sizes
 - Matches with Worker range
 - Available in Beech or Cherry top
 - 5 year warranty



Drum Base High Table
DB-HBT600 | DB-HBT900

NEW

Specifications:
DB-HBT600 600 Diameter x 1050H
DB-HBT900 900 Diameter x 1050H

- Features:**
- Includes 20mm self tapping wood screws for table top fixing
 - Adjustable leveling feet
 - 25mmT EO rated melamine top
 - Drum base finished in chip resistant powdercoat
 - 5 year warranty



HIGH BAR TABLES




Disc Base Bar Table CDBT6

NEW
BLACK TOP
FINISH

Specifications:
CDBT6 600 Diameter x 1085H

- Features:**
- Flush flat disc base
 - EO melamine top
 - Top available in Natural White, Natural Oak, Beech or Cherry
 - Base available in black, white, stainless steel
 - 5 year warranty



Drafting Height Table 9SFT1575 | 9SFT189

Specifications:
9SFT1575 1500W x 750D x 900H
9SFT189 1800W x 900D x 900H

- Features:**
- Drafting height table
 - Black powdercoat steel frame
 - EO melamine top in Natural White, Natural Oak, Beech or Cherry
 - 3 year warranty



Eternity High Bar D-EHBT

Specifications:
D-EHBT1575 1500W x 750D x 1050H
D-EHBT1875 1800W x 750D x 1050H
D-EHBT189 1800W x 900D x 1050H

- Features:**
- Stylish angled leg available in black or white powdercoat
 - EO melamine top in Natural White, Natural Oak, Beech or Cherry
 - Dual support rails for added stability
 - 3 year warranty



High Bar Table HBT189

Specifications:
Overall Size 1800W x 900D x 1050H

- Features:**
- Powdercoat frame in black
 - Cross bar foot rest
 - EO melamine top in Natural White, Natural Oak, Beech or Cherry
 - 3 year warranty



SEATING



Lotto Medium Back LOTTO MB

NEW

Specifications:

Overall Size	685W x 580-660D x 950-1040H
Seat Size	500W x 480D
Seat Height	430-530H
Weight Rating	135kg

Features:

- Height adjustable, lumbar support, synchro mechanism
- Gas lift, back rest and seat pan tilt
- Fabric seat with mesh back and removable adjustable arms
- Black or white 5 star base on castors
- 5 year warranty

*Head rest and customisable upholstery available

Finishes:



SGS



Breeze Chair BREEZE BL | BREEZE ARMS

Specifications:

Overall Size	650W x 650D x 995-1095H
Seat Size	530W x 500D
Seat Height	480-580H
Weight Rating	135kg

Features:

- Height adjustable lumbar support, manual back rest tensioner
- Black nylon 5 star base, black mesh back, black fabric seat
- 4 lever ergonomic mechanism with seat slide
- 10 year warranty

*Adjustable arms and upholstery available for extra

Finishes:






Move Mesh Chair
MMC BG

Specifications:
Overall Size 650W x 560D x 960-1050H
Seat Size 520W x 510D
Seat Height 440-530H
Weight Rating 135kg

Features:

- Seat slide, lumbar cushion, height adjustable, 3D adjustable arms
- Donati-dopo weight sensitive mechanism
- Grey fabric seat, black mesh back, black and white frame
- 10 year warranty

*Head rest and customisable upholstery available




Luminous Chair
LUMINOUS TASK

Specifications:
Overall Size 625W x 500D x 960-1030H
Seat Size 480W x 545D
Seat Height 420-510H
Weight Rating 135kg

Features:

- Black mesh, high back executive chair
- Height adjustable with synchro mechanism and adjustable arms
- Black fabric seat with off-white frame
- 10 year warranty

*Head rest and customisable upholstery available




Kal Chair
KAL TASK

Specifications:
Overall Size 640W x 605D x 965-1055H
Seat Size 500W x 510D
Seat Height 430-520H
Weight Rating 135kg

Features:

- Height adjustable, lumbar support, synchro mechanism
- Tension control and adjustable arms
- Black fabric seat with black mesh back and black frame
- 10 year warranty

*Head rest and customisable upholstery available



Oasis Chair
OASIS BL

Specifications:
Overall Size 650W x 620D x 960-1035H
Seat Size 490W x 515D
Seat Height 490-565H
Weight Rating 135kg

Features:

- Height adjustable full mesh chair
- Nylon base on castors, nylon armrests and Donati mechanism
- Black mesh back and mesh seat for ultimate breathability
- 10 year warranty




Ergo Task Chair
ERGO TASK | ERGO ARMS

Specifications:
Overall Size 520W x 540D x 950-1040H
Seat Size 520W x 490D
Seat Height 450-540H
Weight Rating 165kg

Features:

- Fully ergonomic black fabric seat and mesh back chair
- Height adjustable with seat slide and ratchet back
- Suitable for heavy duty use
- 10 year warranty

*Adjustable arms and upholstery available for extra




Gesture Chair
GTC BK

Specifications:
Overall Size 660W x 550D x 955-1045H
Seat Size 480W x 520D
Seat Height 450-540H
Weight Rating 130kg

Features:

- Synchro-dynamic mechanism, seat slide, adjustable arms
- Synchronised back rest and seat pan tilt, adjustable height
- Grey fabric seat with black mesh back and black frame
- 10 year warranty

*Head rest and customisable upholstery available




Arco Chair
ARCO BL

Specifications:
Overall Size 720W x 580D x 1020-1110H
Seat Size 510W x 500D
Seat Height 450-540H
Weight Rating 135kg

Features:

- F020S synchronized mechanism with 4 locking positions
- Seat slide, height adjustment, 3D adjustable arms
- Nylon base on castors
- Black fabric seat with black mesh back
- 10 year warranty




Orca Chair
ORCA BL

Specifications:
Overall Size 730W x 655D x 1030-1120H
Seat Size 520W x 575D
Seat Height 460-550H
Weight Rating 135kg

Features:

- Black 5 star base on castors
- F020S synchronized mechanism with 4 locking positions
- Seat slider & 3D adjustable arms
- 80mm thick moulded foam seat, black seat and mesh back
- 10 year warranty






Hartley Task
HARTLEY TASK

Specifications:
Overall Size 630W x 500D x 950-1015H
Seat Size 500W x 480D
Seat Height 440-520H
Weight Rating 135kg


- Features:**
- Synchro mechanism with tension control
 - Moulded foam seat, black mesh back
 - Adjustable arms, adjustable height
 - 10 year warranty
- *Head rest and customisable upholstery available



Hartley Visitor
HARTLEY VISITOR

Specifications:
Overall Size 640W x 480D x 950H
Seat Size 510W x 480D x 440H
Weight Rating 135kg

- Features:**
- Black cantilever frame chair with adjustable arms as standard
 - Black mesh back with black fabric seat
 - Comfortable padded fabric seat
 - 10 year warranty
- *Customisable upholstered seat available



Vesta Chair
VESTA BL

Specifications:
Overall Size 630W x 630D x 870-970H
Seat Size 460W x 460D
Seat Height 430-530H
Weight Rating 90kg

- Features:**
- Black mesh back chair with black fabric seat
 - Height adjustable chair with single point lock
 - Fixed arms
 - 1 year warranty



AM 100 Chair
AM100 BK

Specifications:
Overall Size 650W x 610D x 990-1080H
Seat Size 470W x 490D
Seat Height 460-550H
Weight Rating 120kg


- Features:**
- Height adjustable chair with seat and back tilt
 - Curved black mesh back, black fabric seat
 - Adjustable arms
 - Fully ergonomic
 - 5 year warranty



Zoom Chair
ZOOM BL | ZOOM TABLET

Specifications:
Overall Size 625W x 590D x 820H
Seat Size 460W x 490D x 490H
Tablet Size 420W x 280D x 20H
Weight Rating 110kg

- Features:**
- Black mesh back with black fabric seat
 - Grey and black frame
 - Foldable, can be nested when not in use
 - 5 year warranty
- *Tablet and customisable upholstery available



WM600 Chair
WM600 B

Specifications:
Overall Size 585W x 530D x 895-1010H
Seat Size 525W x 450D
Seat Height 440-555H
Weight Rating 110kg

- Features:**
- Ideal meeting chair with black mesh seat and back
 - Polished aluminium base and arms
 - Height adjustable chair with single point tilt lock
 - 5 year warranty



Vienna Chair
VIENNA

Specifications:
Overall Size 610W x 610D x 980-1100H
Seat Size 490W x 490D
Seat Height 430-550H
Weight Rating 100kg

- Features:**
- Mesh back available in black, blue, silver, red or lime
 - Height adjustable chair on a 5 star base with castors
 - Tilt lock mechanism, fixed loop arms and black fabric seat
 - 3 year warranty



EM300 Chair
EM300 BL | EM300 PU

Specifications:
Overall Size 480W x 520D x 935-1065H
Seat Size 480W x 440D
Seat Height 465-595H
Weight Rating 110kg

- Features:**
- Black fabric or PU seat - *upholstery available
 - Fully ergonomic, height adjustable chair
 - Mesh back with injection moulded foam seat
 - Arms, chrome base and drafting kit compatibility
 - 5 year warranty





ERGO Air
ERGO AIR BL

Specifications:
Overall Size 520W x 510D x 1090-1150H
Seat Size 520W x 510D
Seat Height 490-580H
Weight Rating 160kg

- Features:**
- Fully ergonomic 4 lever heavy duty mechanism with seat slide
 - Heavy duty five star spider base with 50mm hard floor castors
 - Pneumatic lumbar pump adjustment
 - Luxurious heavy duty moulded foam seat
 - 10 year warranty

Finish:



ERGO Midi
ERGO MIDI BL

Specifications:
Overall Size 520W x 470D x 860-1010H
Seat Size 470W x 470D
Seat Height 470-560H
Weight Rating 160kg

- Features:**
- Fully ergonomic 4 lever heavy duty mechanism with seat slide
 - Heavy duty five star spider base with 50mm hard floor castors
 - Luxurious heavy duty moulded foam seat
 - 10 year warranty

Finish:



Milan Chair
MILAN MB BL

Specifications:
Overall Size 510W x 480D x 1040-1105H
Seat Size 510W x 480D
Seat Height 490-555H
Weight Rating 160kg

- Features:**
- Black height adjustable ratchet mesh back
 - Fully ergonomic 4 lever mechanism with seat slide
 - Black heavy duty base with 50mm hard floor castors
 - Luxurious heavy duty moulded foam seat in black fabric
 - 10 year warranty

Finish:



Mirae Medium
MIRAE MB BL

Specifications:
Overall Size 510W x 560D x 950-1150H
Seat Size 510W x 470D
Seat Height 490-630H
Weight Rating 160kg

- Features:**
- Fully ergonomic 4 lever heavy duty mechanism with seat slide
 - Heavy duty five star spider base with 50mm hard floor castors
 - Luxurious heavy duty moulded foam seat
 - Height adjustable ratchet back
 - 10 year warranty

Finish:



Endeavour Chair
ENDEAVOUR PRO BL

Specifications:
Overall Size 700W x 580D x 1040-1105H
Seat Size 510W x 480D
Seat Height 490-555H
Weight Rating 160kg

- Features:**
- 4 lever heavy duty mechanism with seat slide
 - Heavy duty base with 50mm hard floor castors
 - Triple strip lumbar support
 - Luxurious heavy duty moulded foam seat
 - 10 year warranty

Finish:



Endeavour PU
ENDEAVOUR PRO BPU

Specifications:
Overall Size 700W x 580D x 1040-1105H
Seat Size 510W x 470D
Seat Height 490-565H
Weight Rating 160kg

- Features:**
- Fully ergonomic 4 lever heavy duty mechanism with seat slide
 - Back rest & luxurious heavy duty moulded foam seat pan upholstered in antimicrobial silver ion technology black PU
 - Heavy duty five star spider base with 50mm hard floor castors
 - 10 year warranty

Finish:



Merida High
MERIDA HB BL

Specifications:
Overall Size 600W x 520D x 1090-1230H
Seat Size 510W x 510D
Seat Height 515-585H
Weight Rating 160kg

- Features:**
- Fully ergonomic 4 lever heavy duty mechanism with seat slide
 - Heavy duty five star spider base with 50mm hard floor castors
 - Luxurious heavy duty moulded foam seat
 - Height adjustable ratchet back
 - 10 year warranty

Finishes:



Accessories
ST SPIDER BASE | SL38L1

Specifications:
SL38L1 Adjustable arms
ST SPIDER BASE 700mm diameter polished aluminium base

- Features:**
- 10 year warranty on ST Spider Base
 - Both the chair base and adjustable arms suit the ERGO Air, ERGO Midi, Endeavour, Milan, Mirae & Merida

Finishes:





Accord High
ACCORD HB GBL

Specifications:
Overall Size 680W x 730D x 1210-1310H
Seat Size 420W x 500D
Seat Height 420-520H
Weight Rating 110kg

- Features:**
- Accord genuine leather high back executive chair
 - Easy adjust tilt tension control with heavy duty tilt mechanism
 - Polished aluminium 5 star base on castors
 - 10 year warranty

Finish:



Accord Medium
ACCORD MB GBL

Specifications:
Overall Size 650W x 720D x 1010-1110H
Seat Size 420W x 500D
Seat Height 400-500H
Weight Rating 110kg

- Features:**
- Accord genuine leather medium back executive chair
 - Easy adjust tilt tension control with heavy duty tilt mechanism
 - Polished aluminium 5 star base on castors
 - 10 year warranty

Finish:



PU900 High Back
PU900H

Specifications:
Overall Size 585W x 530D x 1050-1135H
Seat Size 500W x 415D
Seat Height 460-550H
Weight Rating 120kg

- Features:**
- High back upholstered in black PU
 - Single point lock, height adjustable
 - Polished aluminium base and fixed arms
 - 5 year warranty

Finish:



PU900 Medium Back
PU900M

Specifications:
Overall Size 580W x 530D x 890-960H
Seat Size 520W x 435D
Seat Height 460-545H
Weight Rating 120kg

- Features:**
- Medium back upholstered in black PU
 - Single point lock, height adjustable
 - Polished aluminium base and fixed arms
 - 5 year warranty

Finish:



Mirage High Back
MIRAGE HB GBL

Specifications:
Overall Size 700W x 700D x 1140-1200H
Seat Size 535W x 490D
Seat Height 440-500H
Weight Rating 120kg

- Features:**
- Seat and back rest upholstered in soft genuine black leather
 - 700mm Diameter polished aluminium 5 star base on castors
 - Easy adjust tilt tension control with heavy duty tilt mechanism
 - Fixed height arm rest finished in hard wearing black vinyl
 - 10 year warranty

Finishes:



NEW



Mirage Medium Back
MIRAGE MB GBL

Specifications:
Overall Size 700W x 700D x 960-1020H
Seat Size 520W x 490D
Seat Height 440-500H
Weight Rating 120kg

- Features:**
- Seat and back rest upholstered in soft genuine black leather
 - 700mm Diameter polished aluminium 5 star base on castors
 - Easy adjust tilt tension control with heavy duty tilt mechanism
 - Fixed height arm rest finished in hard wearing black vinyl
 - 10 year warranty

Finishes:



NEW



PU605H High Back
PU605H

Specifications:
Overall Size 585W x 510D x 1125-1195H
Seat Size 495W x 440D
Seat Height 485-555H
Weight Rating 110kg

- Features:**
- High back black PU executive chair
 - Infinite lock, height adjustable
 - Polished aluminium base
 - Fixed chrome arms
 - 5 year warranty

Finish:



PU605 Medium Back
PU605M

Specifications:
Overall Size 650W x 510D x 980-1030H
Seat Size 485W x 460D
Seat Height 490-610H
Weight Rating 120kg

- Features:**
- Medium back executive chair in black or tan PU
 - Infinite lock, height adjustable
 - Polished aluminium or black powdercoat base
 - 5 year warranty

Finishes:





PU300 Chair
PU300

Specifications:
Overall Size 670W x 640D x 1090-1170H
Seat Size 540W x 450D
Seat Height 510-590H
Weight Rating 130kg

- Features:**
- Fully ergonomic soft black PU chair
 - Ratchet back, seat slide, height adjustable
 - Chrome base with castors
 - Adjustable arms in black
 - 10 year warranty



CL410 Chair
CL410

Specifications:
Overall Size 650W x 720D x 1190-1290H
Seat Size 540W x 500D
Seat Height 450-550H
Weight Rating 120kg

- Features:**
- Soft black PU upholstery with fabric inlay
 - Infinite tilt lock, height adjustable
 - Fixed curved arm rests
 - Chrome base
 - 5 year warranty



CL820 Chair
CL820

Specifications:
Overall Size 670W x 740D x 1180-1250H
Seat Size 520W x 480D
Seat Height 420-490H
Weight Rating 130kg

- Features:**
- Soft black PU upholstery
 - Infinite tilt lock, height adjustable
 - Fixed curved polished aluminium arms
 - Chrome base
 - 5 year warranty



CL3000V Visitor
CL3000V

Specifications:
Overall Size 590W x 540D x 1000H
Seat Size 510W x 510D x 460H
Weight Rating 120kg

- Features:**
- Slimline executive visitor chair with soft black PU seat and back
 - Polished aluminium cantilever base
 - Fixed, upholstered arms
 - 10 year warranty



CL610 Chair
CL610

Specifications:
Overall Size 620W x 680D x 1010-1140H
Seat Size 495W x 500D
Seat Height 450-580H
Weight Rating 120kg

- Features:**
- Medium back executive chair with black base and castors
 - Soft black PU upholstery
 - 4 point tilt lock, height adjustable
 - Fixed curved armrests
 - 5 year warranty



CL710 Chair
CL710

Specifications:
Overall Size 630W x 600D x 1230-1320H
Seat Size 530W x 530D
Seat Height 460-530H
Weight Rating 120kg

- Features:**
- High back executive chair with black base and castors
 - Soft black PU upholstery
 - 4 point tilt lock, height adjustable
 - Fixed curved armrests
 - 5 year warranty



CL3000H High Back
CL3000H

Specifications:
Overall Size 620W x 540D x 1200-1320H
Seat Size 505W x 510D
Seat Height 440-560H
Weight Rating 120kg

- Features:**
- High back slimline black PU executive chair
 - Seat and back tilt, height adjustable with fixed arm rests
 - 3-position lock mechanism with anti shock
 - Polished aluminium frame
 - 10 year warranty



CL3000 Medium Back
CL3000M BL

Specifications:
Overall Size 620W x 555D x 1000-1130H
Seat Size 505W x 510D
Seat Height 440-560H
Weight Rating 120kg

- Features:**
- Medium back slimline black PU executive chair
 - Seat and back tilt, height adjustable with fixed arm rests
 - 3-position lock mechanism with anti shock
 - Polished aluminium frame
 - 10 year warranty






Swift Task Chair
SWIFT BL

Specifications:
Overall Size 630W x 500D x 1100-1180H
Seat Size 540W x 450D
Seat Height 510-590H
Weight Rating 110kg


- Features:**
- High back black fabric chair
 - Infinite tilt lock, height adjustable
 - Polished aluminium spider base
 - Adjustable arms in black
 - 5 year warranty



EC070CM Chair
EC070CM

Specifications:
Overall Size 480W x 580D x 900-1030H
Seat Size 500W x 450D
Seat Height 470-600H
Weight Rating 120kg


- Features:**
- AFRDI level 6 certified chair
 - Injection moulded foam seat
 - Fully ergonomic medium back, black fabric chair
 - Seat and back tilt with gas lift
 - 3 year warranty
- *Customisable seat upholstery available



EG 100 Chair
EG 100CH BL

Specifications:
Overall Size 520W x 510D x 1010-1150H
Seat Size 520W x 480D
Seat Height 480-620H
Weight Rating 130kg

- Features:**
- AFRDI level 6 chair on black base with castors
 - Injection moulded foam seat
 - Fully ergonomic high back, black fabric seat
 - Seat and back tilt with gas lift
 - 10 year warranty
- *Customisable seat upholstery available



ET20 Chair
ET20 BK

Specifications:
Overall Size 480W x 460D x 830-940H
Seat Size 480W x 460D
Seat Height 420-530H
Weight Rating 100kg


- Features:**
- Black fabric medium back chair with black base and castors
 - Injection moulded foam, upholstery for additional costs
 - Gas lift, back and seat tilt
 - 3 year warranty
- *Customisable seat upholstery available



EC070CH Chair
EC070CH

Specifications:
Overall Size 500W x 450D x 990-1120H
Seat Size 500W x 450D
Seat Height 470-600H
Weight Rating 120kg

- Features:**
- Fully ergonomic high back black fabric chair
 - Injection moulded foam seat
 - Seat and back tilt with gas lift
 - 3 year warranty
- *Customisable seat upholstery available



EC070BM Drafting
EC070BM DRAFTING

Specifications:
Overall Size 500W x 450D x 1060-1230H
Seat Size 500W x 450D
Seat Height 630-800H
Weight Rating 120kg

- Features:**
- Medium back drafting chair with black fabric seat
 - Back tilt, gas lift, injection moulded foam seat
 - Adjustable arms available as extra add-on
 - 3 year warranty



Chrome Base
CH BASE

Specifications:
Overall Size 650 Diameter x 150H
Compatibility EC070CM, EG100CH, EM300, EC070BM, EC070CH, ET20

- Features:**
- Quick and easy way to upstyle your chair
 - Polished Aluminium finish
 - 3 year warranty
- *Castors not included



Drafting Kit
DRAFTING KIT

Specifications:
Overall Size 500 Diameter x 460H
Compatibility EC070CM, EG100CH, EM300, EC070CH, ET20

- Features:**
- Used to create a drafting height chair
 - Adds height to your operator chair
 - Includes chrome foot ring for resting
 - Use with drafting height table or height adjustable desk
 - 3 year warranty






Pixel Sled Base
PIXSLED

NEW

Specifications:
Overall Size 550W x 550D x 790H
Seat Size 450W x 420D
Seat Height 440H
Weight Rating 120kg

- Features:**
- Seat pan with ribbed stitching detail
 - Available in Light Grey fabric, Amber PU, or French Navy PU
 - Sled base underframe with linking abilities
 - Frame in black or white powdercoat
 - 5 year warranty




Pixel High Stool
PIXSTOOL73

NEW

Specifications:
Overall Size 525W x 535D x 945H
Seat Size 440W x 390D
Seat Height 730H
Weight Rating 110kg

- Features:**
- Seat pan with ribbed stitching detail
 - Available in Light Grey fabric, Amber PU, or French Navy PU
 - Sled base with foot rail finished in black or white powdercoat
 - 5 year warranty




Pixel Swivel Chair
PIX5STAR | PIX5STAR-WA

NEW

Specifications:
Overall Size 630W x 630D x 830-875H
Seat Size 450W x 420D
Seat Height 470-515H
Weight Rating 120kg

- Features:**
- Height adjustable swivel chair with ribbed stitching detail
 - Available in Light Grey fabric, Amber PU, or French Navy PU
 - 5 star base and gas strut finished in black or white powdercoat
 - Arms available for additional cost
 - 5 year warranty





Focal Tub Chair
FOCAL CA

Specifications:

Overall Size 570W x 540D x 785H
 Seat Size 370W x 380D x 450H
 Weight Rating 110kg

Features:

- Polypropylene inner shell with foam overlay
- Fixed height chair
- Black powdercoat 4 star base
- Charcoal Ash fabric upholstery
- 3 year warranty

Finish:



Yoyo Chair
YOYO CHAIR DG

Specifications:

Overall Size 600W x 600D x 730-820H
 Seat Size 450W x 440D
 Seat Height 420-510H
 Weight Rating 110kg

Features:

- Height adjustable swivel chair with wire-control mechanism
- Moulded foam seat and back finished in dark grey fabric
- Nylon base and castors
- 10 year warranty

Finish:



Lab Chair
LAB CH

Specifications:

Overall Size 470W x 430D x 845-960H
 Seat Size 470W x 435D
 Seat Height 420-540H
 Weight Rating 110kg

Features:

- Height adjustable laboratory chair with seat and back tilt
- Moulded polyurethane finished in black
- Contoured waterfall seat pan
- 5 year warranty

Finish:



Lab Stool
LAB ST

Specifications:

Overall Size 470W x 500D x 965-1185H
 Seat Size 460W x 440D
 Seat Height 640-850H
 Weight Rating 130kg

Features:

- Height adjustable stool with chrome drafting ring
- Moulded polyurethane finished in black
- Contoured waterfall seat pan
- Tilting back rest with infinite lock
- 5 year warranty

Finish:



Yoyo Stool
YOYO STOOL DG

Specifications:

Overall Size 600W x 600D x 820-1020H
 Seat Size 450W x 440D
 Seat Height 520-720H
 Weight Rating 110kg

Features:

- Height adjustable sit-stand stool with wire-control mechanism
- Moulded foam seat and back finished in dark grey fabric
- Nylon base with castors and footing
- 10 year warranty

Finish:



DS Desk Stool
DS DESK

Specifications:

Overall Size 600 Diameter x 450-570H
 Seat Size 400 Diameter
 Seat Height 450-570H
 Weight Rating 100kg

Features:

- 400mm round seat, height adjustable, desk stool
- Easy to clean black PU material
- Black spider base
- 3 year warranty

Finish:



DS Counter Stool
DS COUNTER

Specifications:

Overall Size 600 Diameter x 650-870H
 Seat Size 400 Diameter
 Seat Height 650-870H
 Weight Rating 100kg

Features:

- 400mm round seat, height adjustable, counter stool
- Chrome finish drafting ring
- Easy to clean black PU material
- Black spider base
- 3 year warranty

Finish:





Frame Chair
FRAME BL

Specifications:
Overall Size 470W x 500D x 790H
Seat Size 420W x 410D x 455H
Weight Rating 120kg

- Features:**
- Perforated back rest and polypropylene seat
 - Stackable with linking feature
 - Solid rod base
 - 10 year warranty

Finish:



Nova Chair
NOVA BL | NOVA BPU

Specifications:
Overall Size 550W x 530D x 760H
Seat Size 448W x 444D x 445H
Weight Rating 110kg

- Features:**
- Stackable, linkable chair
 - Black powdercoated frame
 - 3 year warranty

Finishes:



WMV BK Chair
WMV BK

Specifications:
Overall Size 570W x 460D x 890H
Seat Size 480W x 480D x 480H
Weight Rating 120kg

- Features:**
- Black mesh back and black fabric seat
 - Chrome frame and legs
 - Curved plastic arm rests
 - 5 year warranty
 - *Customisable seat upholstery available

Finishes:



WMCC Chair
WMCC

Specifications:
Overall Size 625W x 620D x 940H
Seat Size 470W x 470D x 440H
Weight Rating 110kg

- Features:**
- Cantilever chrome base chair with fixed arms
 - Black fabric seat
 - Comfortable mesh material on back
 - 5 year warranty
 - *Customisable seat upholstery available

Finishes:



P100 Chair
P 100 B

Specifications:
Overall Size 450W x 370D x 845H
Seat Size 450W x 370D x 440H
Weight Rating 120kg

- Features:**
- Black polypropylene plastic chair with a sturdy black frame
 - Ventilation hole in back
 - Stackable up to 15 chairs
 - 3 year warranty

Finish:



V100 Chair
V100 BL

Specifications:
Overall Size 500W x 450D x 800H
Seat Size 450W x 450D x 460H
Weight Rating 120kg

- Features:**
- Comfortable black fabric seat with black frame
 - Stackable up to 15 chairs
 - 3 year warranty

Finish:



EVO Chair
EVO BL | EVO BPU

Specifications:
Overall Size 480W x 500D x 840H
Seat Size 455W x 450D x 460H
Weight Rating 110kg

- Features:**
- Sled base chair with cushioned seat and back
 - Fire retardent foam seats available in black fabric or PU
 - Chrome tube frame
 - Stackable up to 5 chairs high, stacks 20 high on chair trolley
 - 3 year warranty

Finishes:



Tempo Chair
TEMPO

Specifications:
Overall Size 550W x 570D x 820H
Seat Size 480W x 420D x 420H
Weight Rating 110kg

- Features:**
- Comfortable seat with powdercoated sled base
 - Available in white frame with black fabric
 - Also available in black frame with charcoal fabric or black PU
 - Stackable, linkable chair
 - 5 year warranty

Finishes:





Nyx Breakout Chair
NYX

NEW!

Specifications:

Overall Size 490W x 520D x 760H
Seat Size 470W x 470D x 470H
Weight Rating 120kg

Features:

- Robust steel 4 leg frame finished in black powdercoat
- Leather finish in Amber PU or French Navy PU
- Moulded foam seat and back rest
- 5 year warranty

Finishes:



Eros Breakout Chair
EROS

NEW!

Specifications:

Overall Size 530W x 580D x 830H
Seat Size 490W x 435D x 445H
Weight Rating 120kg

Features:

- Robust steel 4 leg frame finished in black powdercoat
- Leather finish in Amber PU or French Navy PU
- Moulded foam seat and back rest
- 5 year warranty

Finishes:



Taurus Chair
TAURUS BLACK

Specifications:

Overall Size 540W x 460D x 735H
Seat Size 440W x 440D x 435H
Weight Rating 110kg

Features:

- Stackable chair with chrome frame and legs
- Wrap around polypropylene shell finished in black
- Cut out feature on back
- 3 year warranty

Finish:



Hera Breakout Chair
HERA

NEW!

Specifications:

Overall Size 640W x 570D x 780H
Seat Size 550W x 510D x 465H
Weight Rating 135kg

Features:

- Robust steel 4 leg frame finished in black powdercoat
- Leather finish in Amber PU or French Navy PU
- Moulded foam seat and back rest
- 5 year warranty

Finishes:



Virgo Chair
VIRGO CHAIR

Specifications:

Overall Size 480W x 450D x 825H
Seat Size 480W x 450D x 470H
Weight Rating 110kg

Features:

- Timber leg with polypropylene shell chair
- Comfortable fabric seat pad
- Available in grey with black fabric or black with grey fabric
- 3 year warranty

Finishes:



Taurus Stool
TAURUS STOOL

Specifications:

Overall Size 525W x 460D x 1050H
Seat Size 435W x 455D x 750H
Weight Rating 110kg

Features:

- Chrome frame and legs
- Wrap around polypropylene shell finished in black
- Cut out feature on back
- Leg rest on chrome base / frame
- 3 year warranty

Finish:



Virgo Stool
VIRGO STOOL

Specifications:

Overall Size 475W x 475D x 820H
Seat Size 440W x 450D x 770H
Weight Rating 110kg

Features:

- Modern bar stool with an oak coloured frame
- Curved polypropylene plastic seat pan
- Seat available in black, grey or lime
- 3 year warranty

Finishes:



Aries Stool
ARIES STOOL

Specifications:

Overall Size 455W x 545D x 853H
Seat Size 440W x 450D x 760H
Weight Rating 110kg

Features:

- Stylish black metal curved frame with leg rest
- Polypropylene plastic seat pan
- Seat available in black, grey or lime
- 3 year warranty

Finishes:





SGS

Vivid Chair
VIVID BL | VIVID WH

Specifications:
Overall Size 455W x 510D x 820H
Seat Size 455W x 470D x 460H
Weight Rating 120kg

- Features:**
- Large polypropylene shell seat finished in black or white
 - Powdercoat steel sled base in black or white
 - Nylon glides under frame
 - Stackable up to 15 chairs high
 - 5 year warranty

Finishes:



Lucid Chair
LUCID

Specifications:
Overall Size 500W x 500D x 795H
Seat Size 440W x 400D x 450H
Weight Rating 110kg

- Features:**
- Polypropylene chair with concealed feet buttons
 - Textured seat and back available in black or white
 - Mix and match seats with black plastic and timber bases
 - 3 year warranty

Seat Finishes:



Base Finishes:



SGS



Wimbledon Chair
WIMBLEDON

Specifications:
Overall Size 435W x 460D x 785H
Seat Size 425W x 430D x 440H
Weight Rating 120kg

- Features:**
- Plastic seat and back in a black finish
 - Chrome sled base
 - Linkable and stackable
 - 3 year warranty

Finish:



SGS



Wimbledon + Arms
WIMBLEDON WITH ARMS

Specifications:
Overall Size 450W x 460D x 785H
Seat Size 425W x 430D x 440H
Arm Size 30W x 285D x 205H
Weight Rating 120kg

- Features:**
- Black plastic seat and back, chair comes with fixed arms
 - Chrome sled base
 - Linkable and stackable chair
 - 3 year warranty

Finish:



Leo Chair
LEO BLACK

Specifications:
Overall Size 460W x 410D x 830H
Seat Size 420W x 410D x 450H
Weight Rating 100kg

- Features:**
- Plastic hospitality chair finished in black
 - Suitable for indoor or outdoor use
 - Aluminium legs
 - 3 year warranty

Finish:



Pippee Chair
PIPPEE

Specifications:
Overall Size 400W x 380D x 860H
Seat Size 400W x 380D x 450H
Weight Rating 150kg

- Features:**
- Stackable, polypropylene plastic chair in white or grey
 - High lustre shine
 - Holds up to 150kg under intended use
 - 3 year warranty

Finishes:



Wimbledon Tablet
WTAB

Specifications:
Tablet Size 255W x 400D x 20H
Height 215mm clearance from seat to tablet

- Features:**
- Foldable tablet arm to suit Wimbledon chair
 - 3 year warranty

Finish:



Wimbledon Pads
WSP | WBP

Specifications:
Seat Pad Size 390W x 430D
Back Pad Size 390W x 245H

- Features:**
- Stocked in black fabric
 - WSP - seat pad, WBP - back pad
 - Seat and back pads sold separately
 - 3 year warranty
 - *Customisable upholstery available

Finishes:





SGS

PMV-BK Chair
PMV- BK

Specifications:

Overall Size 530W x 460D x 810H
Seat Size 455W x 460D x 450H
Weight Rating 110kg

Features:

- Black mesh back chair with black plastic seat
- Stackable with linking feature
- Chrome sled base and frame
- 5 year warranty

Finish:



Zola Chair
ZOLA

Specifications:

Overall Size 460W x 500D x 800H
Seat Size 460W x 440D x 430H
Weight Rating 100kg

Features:

- Black plastic seat and black curved back
- Chrome frame with sled base
- Stackable up to 15 chairs
- 3 year warranty

Finish:



BIFMA

Zing Chair
ZING | ZSPAD

Specifications:

Overall Size 500W x 520D x 830H
Seat Size 465W x 430D x 440H
Weight Rating 120kg

Features:

- Large black plastic back and seat
- Linkable and stackable chair with chrome sled base with feet
- 3 year warranty
- *Customisable seat upholstery available

Finish:



Z Trolley
Z TROLLEY

Specifications:

Overall Size 800W x 620D x 440H
Weight Rating Maximum of 30 chairs
Compatibility PMVBK, FRAME BL, ZING, ZOLA, WIMBLEDON

Features:

- Convenient method of storage and transportation of chairs
- 3 year warranty

Finish:



CHAIR & SCREEN UPHOLSTERY

We have partnered with leading commercial grade fabric manufacturers to bring you the following thoughtfully curated palette of fabric ranges for custom upholstery options. Available for a selection of our range.



CUSTOMISABLE CHAIRS

- BREEZE
- ECO70CH
- ECO70CM
- EG100
- EM300
- ET20
- ERGO TASK
- GCAD (Cushion only)
- GESTURE
- GMP3 (Cushion only)
- HARTLEY TASK
- HARTLEY VISITOR
- KAL
- LOTTO (Seat pan only)
- LUMINOUS
- MARS OTTOMANS
- MOVE MESH
- WIMBLEDON (Back and seat pad)
- WMCC
- WMVBK
- ZING (Seat pad)
- ZOOM

CUSTOMISABLE SCREENS

- SHUSH30+ Screens
- Screens
- Freestanding Acoustic Screens
- In inity Screens
- Eternity Screens
- BOOST+ Screens

STORAGE & ACCESSORIES



Refresh Mat

RRM BL

Specifications:
Overall Size 985W x 505D x 19H

- Features:**
- Anti-fatigue mat
 - 100% PU material
 - Use with any height adjustable solution
 - 10 year warranty

Finish:



Chair Mats

MAT | MAT SMOOTH

Specifications:
MAT S | MAT SMOOTH S 915W x 1200D x 2H
MAT L | MAT SMOOTH L 1150W x 1350D x 2H

- Features:**
- Use MAT for low pile carpet floors
 - Use MAT SMOOTH for hard floors
 - Tested for fire retardancy
 - Clear finish
 - 5 year warranty

Finish:



Utility Trolley

TR3

Specifications:
Overall Size 800W x 600D x 900H
Weight Rating 100kg

- Features:**
- 3 tiers of storage space
 - Castor wheels for ease of movement
 - Strong, sturdy frame
 - 5 year warranty

Finishes:



Corner Lozenge

LOZENGE25 | LOZENGE33

Specifications:
LOZENGE25 GR 250W x 480D
LOZENGE33 GR 250W x 480D

- Features:**
- Converts desk & return to corner workstation
 - Adds diagonal for user to comfortably sit at
 - Fits 25mm or 33mm deep melamine tops
 - 5 year warranty

Finish:



Flux

RF1 | RF2

Specifications:
RF1 Overall Size 880W x 600D x 120-505H
RF2 Overall Size 950W x 600D x 120-505H
Weight Capacity 25kg on top

- Features:**
- Electric height adjustable solution for fixed desk
 - Hidden motor makes for a compact design
 - Grommet hole in worktop
 - 5 year warranty

Finish:



Riser

RR2

Specifications:
Work Surface 890W x 590D x 150-500H
Weight Capacity 18kg

- Features:**
- Manual height adjustable solution for fixed desk
 - 15 different height level settings
 - Comes with hole for monitor arm installation
 - 10 year warranty

Finish:



GO Steel Slimline Ped

Features:

- Slimline to suit all workstation sizes
 - Lockable drawers - supplied with 2 keys
 - Stores foolscap files side to side
 - Ball bearing runners
 - Fifth wheel for stability
 - Flush drawer front
 - 10 year warranty
- *Keyed alike locks available

Specifications:

Product Code	GSP3
Overall Size	300W x 472D x 610H
Top Drawer Size	230W x 460D x 65H
Filing Drawer Size	230W x 460D x 250H
Weight Rating	30kgs per Drawer



Finishes:



GO Steel Mobile Ped

Features:

- Use with larger workstations
- Lockable drawers - supplied with 2 keys
- Stores foolscap files back to front
- Full extension ball bearing runners
- Fifth wheel for stability
- Flush drawer front
- Keyed alike locks available for additional cost
- Available in Black Ripple, Graphite Ripple, Precious Silver or White China
- 10 year warranty

Specifications:

Product Code	GMP3
Overall Size	460W x 475D x 610H
Top Drawer Size	390W x 475D x 65H
Filing Drawer Size	390W x 475D x 250H
Weight Rating	30kgs per Drawer



Finishes:



Mobile Ped Cushions

Features:

- Fabric seat cushion
 - Made to suit GMP3 mobile ped
 - Turn your mobile steel storage into convenient short-term seating
- *Available in customisable upholstery colours
*Cushion only - mobile ped not included

Specifications:

Overall Width of Cushion	460mm
Overall Depth of Cushion	475mm
Overall Thickness of Cushion	40mm
Overall Height of a GMP3 Unit with Cushion	660mm



Finishes:



2 Drawer Ped

Features:

- 1 personal drawer and 1 file drawer
- Ball bearing runners and 5th wheel for added stability
- Designed for use with height adjustable workstations that meet AS/NZS 4442:2018 height range
- 0.7mm steel gauge
- Lockable drawers, master key locking series
- Available in white or black powdercoat
- 10 year warranty

Specifications:

Product Code	GMP1DIF
Overall Size	392W x 472D x 525H
Top Drawer Size	325W x 415D x 80H
Filing Drawer Size	325W x 415D x 245H
Weight Rating	30kgs per Drawer



Finishes:



GO Steel Mobile Caddy

Features:

- On castors, with 5th wheel on file drawer
- Lockable pedestal and tambour door with 2 keys supplied
- 2 drawers and 1 file drawer, files run front to back
- Tambour section with adjustable shelf
- GCADN-L - tambour door on left hand side
- GCADN-R - tambour door on right hand side
- Seat pad available for additional cost
- Available in white or black powdercoat
- 10 year warranty

Specifications:

Product Code	GCADN-R GCADN-L
Overall Size	1050W x 500D x 618H
Tambour Size (internal)	560W x 450D x 500H
Top 2 Drawer Size (internal)	320W x 460D x 70H
Filing Drawer Size (internal)	320W x 460D x 240H
Weight Rating	30kgs per Drawer



Finishes:



Caddy Cushions

Features:

- Fabric seat cushion
 - Made to suit GMP3 mobile ped
 - Turn your mobile steel storage into convenient short-term seating
- *Available in customisable upholstery colours
*Cushion only - mobile caddy not included

Specifications:

Overall Width of Cushion	460mm
Overall Depth of Cushion	460mm
Overall Thickness of Cushion	40mm
Overall Height of a GMP3 Unit with Cushion	610mm



Finishes:



Perforated Sliding Door Cupboard

Features:

- GO perforated sliding door cupboard
- Includes 2 x adjustable shelves - 1 on each side
- Perforated door feature with internal acoustic panel for sound absorption
- Adjustable leveling feet
- Soft closing track system
- Lockable doors - 2 keys supplied
- 0.7mm cold roll steel plate for carcass and 0.8mm for doors
- 10 year warranty

Options:

Product Code	Width	Depth	Height	Colour
PSDC1015 WC	1530mm	473mm	1016mm	White China
PSDC1015 BL	1530mm	473mm	1016mm	Black

*additional shelves available in black or white powdercoat to suit



Finishes:



Sliding Door Cupboard Planter Box

Features:

- Planter box to suit GO perforated sliding door cupboard
- 4 x plant pot holes
- 0.7mm steel gauge used throughout
- 10 year warranty

*plants and pots not included

Options:

Product Code	Width	Depth	Height	Colour
PB1500 WC	1530mm	473mm	230mm	White China
PB1500 BL	1530mm	473mm	230mm	Black



Finishes:



GO Vertical Filing Cabinet

Features:

- Lockable drawers - supplied with 2 keys
- Heavy duty and fully riveted
- Ball bearing runners
- 40kg weight capacity per drawer
- Available in Black Ripple, Graphite Ripple, Precious Silver or White China
- 10 year warranty

Options:

Product Code	Width	Depth	Height	Drawers
GFCA2	460mm	620mm	705mm	2
GFCA3	460mm	620mm	1016mm	3
GFCA4	460mm	620mm	1321mm	4



Finishes:



GO Steel Lateral Filing

Features:

- Lockable drawers - supplied with 2 keys
- Riveted construction for extra strength
- Heavy duty and anti-tilt
- 2 rows of folders per drawer
- Available in white or black powdercoat
- 10 year warranty

Specifications:

Product Code	Width	Depth	Height	Drawers
GLF2	900mm	473mm	705mm	2
GLF3	900mm	473mm	1016mm	3
GLF4	900mm	473mm	1321mm	4



Finishes:



GO Tambour Cupboard

Features:

- Fully riveted unit for extra strength
- Fully lockable with 2 keys supplied (master series)
- Easy glide door track with magnetic anti-slam rail keeps doors closed
- Adjustable feet for leveling
- Optional extra shelves and range of accessories available
- Available in white or black finishes
- 10 year warranty

*Tambour door cupboard unit only, shelves sold separately

Options:

Product Code	Width	Depth	Height
GTD109-N	900mm	473mm	1016mm
GTD129-N	900mm	473mm	1200mm
GTD199-N	900mm	473mm	1981mm
GTD1012-N	1200mm	473mm	1016mm
GTD1212-N	1200mm	473mm	1200mm
GTD1912-N	1200mm	473mm	1981mm



Finishes:



GO Tambour Shelf

Features:

- Standard shelf to use with tambour door cupboards
- Easy to install - clips supplied
- Easy to adjust to different heights
- Available in 2 widths to suit tambour door cupboards
- Available in white or black finishes
- 10 year warranty

Options:

Product Code	To Suit	Depth	Height
GTD900	900W Tambour unit	470mm	30mm
GTD1200	1200W Tambour unit	470mm	30mm



Finishes:



GO Planter Box

Features:

- Space for 3 x 200mm plant pots (plants and pots not included)
- Incorporated drip tray
- Use on top of tambour door cupboards or lateral filing cabinets
- Available in 2 widths to suit tambour door cupboards
- Available in white or black finishes
- 10 year warranty

Options:

Product Code	Width	Depth	Height	To Suit
PB900	900mm	473mm	230mm	900W Tambour unit
PB1200	1200mm	473mm	230mm	1200W Tambour unit



Finishes:



GO Pull Out Shelf

Features:

- Pull out shelf for use in tambour door cupboard units
- Shelf slides out for easy operation
- Available in white only
- 10 year warranty

Options:

Product Code	To Suit	Depth	Height
GG09PS	900W Tambour unit	470mm	30mm
GG12PS	1200W Tambour unit	470mm	30mm



Finish:



GO Roll Out Shelf

Features:

- Store foolscap folders and roll out for easy access to files
- GG09FF for 900mm wide unit can take 1 row of foolscap folders
- GG12FF for 1200mm wide unit can take 2 rows of foolscap folders
- Available in white or black finishes
- 10 year warranty

Options:

Product Code	To Suit	Width	Depth	Height
GG09FF	900W Tambour unit	695mm	360mm	95mm
GG12FF	1200W Tambour unit	1020mm	360mm	95mm



Finishes:



GO Slotted Shelf

Features:

- Slotted shelf for use in tambour door cupboards
- Compatible with separate slotted shelf dividers
- Pack of 5 slotted shelf dividers sold separately
- Rear support for dividers
- Reinforced shelf for heavy duty durability and stability
- Great for dividing documents and folders
- Holds folders vertically
- Available in white or black finishes
- 10 year warranty

Options:

Product Code	To Suit	Width	Depth	Height
GG09SLOT	900W Tambour unit	760mm	380mm	25mm
GG12SLOT	1200W Tambour unit	1050mm	380mm	295mm
GSD7-N	Slotted Shelves	390mm	2mm	185mm



Finishes:





Shelving Unit
GSC9422 SG

Specifications:
Overall Size 910W x 400D x 2200H

- Features:**
- Flat packed
 - Clip together - easy to assemble
 - Includes 5 adjustable shelves
 - Available in Silver Grey finish
 - 40kg weight rating per shelf
 - 10 year warranty

Finish:



GO Steel Cupboard
GC10 | GC18 | GC20

Specifications:
GC10 910W x 450D x 1015H
GC18 910W x 450D x 1830H
GC20 910W x 450D x 1981H

- Features:**
- GO steel flush lock cupboard - supplied with 2 keys
 - Available in Graphite Ripple, Silver Grey or White China
 - GCWSG shelf and coat rail as optional extras for use in cupboard
 - 10 year warranty

Finishes:



Office Locker
OFL138N WC

Specifications:
Overall Size 800W x 486D x 1375H

- Features:**
- 6 lockable individual compartments per unit
 - Removable shelf per locker
 - Combination locking system with private and public functions
 - Mail slot on each door and name holder fitted to each door
 - 4 easy adjustable leveling feet
 - Unit finished in white powdercoat
 - 10 year warranty

Finish:



GO Wardrobe
GWA18 SG

Specifications:
Overall Size 910W x 450D x 1830H

- Features:**
- Lockable GO steel swing door wardrobe in Silver Grey
 - Hanging rail and 3 shelves
 - 4 separate storage compartments
 - Fully lockable
 - Supplied with 2 keys
 - 10 year warranty

Finish:



Lectern
LCT12 BL

Features:

- Heavy duty lectern
- Angled top shelf for presentations
- Second shelf for storage
- Black powdercoat finish
- Detachable adjustable battery powered LED light
- Lockable castors
- 8 year warranty

Specifications:

LCT12 BL	Width	Depth	Height
Overall Size	445mm	450mm	1200mm
Top Shelf Size	600mm	400mm	-
Second Shelf Size	550mm	260mm	-



Finish:



Pinboards

Features:

- Wall mounted pinboard available in blue or grey
- Concealed corner wall fixings
- Felt surface
- Includes 4 pins
- Galvanised steel backing
- Low density fibreboard core
- 8 year warranty

Options:

Product Code	Width	Depth	Height
PIN96	900mm	15mm	600mm
PIN129	1200mm	15mm	900mm
PIN1212	1200mm	15mm	1200mm
PIN159	1500mm	15mm	900mm
PIN1512	1500mm	15mm	1200mm
PIN189	1800mm	15mm	900mm
PIN1812	1800mm	15mm	1200mm
PIN2412	2400mm	15mm	1200mm



Finishes:



Corkboards

Features:

- Composite corkboard with aluminium frame
- Concealed corner wall fixings
- Suitable for pins or stickers
- 8 year warranty

Options:

Product Code	Width	Depth	Height
C96	900mm	15mm	600mm
C129	1200mm	15mm	900mm
C1212	1200mm	15mm	1200mm
C159	1500mm	15mm	900mm
C1512	1500mm	15mm	1200mm
C189	1800mm	15mm	900mm
C1812	1800mm	15mm	1200mm
C2412	2400mm	15mm	1200mm



Finish:



Whiteboards

Features:

- Wall mounted aluminium frame
- Magnetic surface
- Pen tray and 4 x magnets included
- Concealed corner fixing
- Acrylic polyester resin
- Includes fixing screws
- 8 year warranty

Options:

Product Code	Width	Depth	Height
W96	900mm	15mm	600mm
W129	1200mm	15mm	900mm
W1212	1200mm	15mm	1200mm
W159	1500mm	15mm	900mm
W1512	1500mm	15mm	1200mm
W189	1800mm	15mm	900mm
W1812	1800mm	15mm	1200mm
W219	2100mm	15mm	900mm
W2112	2100mm	15mm	1200mm
W2412	2400mm	15mm	1200mm



Finish:



Porcelain Whiteboards

Features:

- Porcelain / Vitreous enamel surface (Polyvision E3 ceramic steel)
- Includes 4 x magnets
- Includes fixing screws
- Includes pen tray
- 25 year warranty

Options:

Product Code	Width	Depth	Height
PWB96	900mm	15mm	600mm
PWB129	1200mm	15mm	900mm
PWB1212	1200mm	15mm	1200mm
PWB159	1500mm	15mm	900mm
PWB1512	1500mm	15mm	1200mm
PWB189	1800mm	15mm	900mm
PWB1812	1800mm	15mm	1200mm
PWB2112	2100mm	15mm	1200mm
PWB2412	2400mm	15mm	1200mm
PWB3012	3000mm	15mm	1200mm



Finish:



Glassboards

Features:

- Compatible with any whiteboard markers or liquid chalk markers
- Super clear 4mm toughened glassboard
- Magnetic surface - requires strong magnets. Includes 4 x magnets
- Galvanised steel backing
- 25mm chrome fittings
- 25 year warranty
- *Markers not included

Options:

Product Code	Width	Depth	Height
GB96	900mm	15mm	600mm
GB129	1200mm	15mm	900mm
GB159	1500mm	15mm	900mm
GB1512	1500mm	15mm	1200mm
GB189	1800mm	15mm	900mm
GB1812	1800mm	15mm	1200mm
GB2112	2100mm	15mm	1200mm
GB2412	2400mm	15mm	1200mm



Finish:



Mobile Whiteboards

Features:

- Mobile whiteboard with castors
- Includes pen tray and 4 x magnets
- Double sided laquered steel
- Magnetic surface
- 8 year warranty

Options:

Product Code	Board Width	Board Height	Overall Width	Overall Depth	Overall Height
MW12960	1200mm	900mm	1330mm	550mm	1770mm
MW15960	1500mm	900mm	1630mm	550mm	1770mm
MW1512	1500mm	1200mm	1630mm	550mm	1770mm
MW18960	1800mm	900mm	1930mm	550mm	1770mm
MW1812	1800mm	1200mm	1930mm	550mm	1770mm



Finish:



Porcelain Mobile Whiteboards

Features:

- Mobile whiteboard with castors
- Pivoting
- Double sided
- Porcelain / Vitreous enamel surface (Polyvision E3 ceramic steel)
- Includes pen tray and 4 x magnets
- 25 year warranty

Options:

Product Code	Board Width	Board Height	Overall Width	Overall Depth	Overall Height
PMW129	1200mm	900mm	1330mm	550mm	1770mm
PMW1512	1500mm	1200mm	1630mm	550mm	1770mm
PMW1812	1800mm	1200mm	1930mm	550mm	1770mm



Finish:



Free Standing Screens

Features:

- Free standing dividing office panels for privacy and noise reduction
- Pinnable fabric with black PVC edging
- Screen available in grey or blue fabric
- Silver freestanding feet
- 5 year warranty
- * Customisable upholstery available

Options:

Product Code	Width	Depth	Height
A1518	1500mm	50mm	1800mm
A1818	1800mm	50mm	1800mm
A1515	1500mm	50mm	1500mm
A1815	1800mm	50mm	1500mm



Finishes:



Digital Lock
DIGIPRILOCK | DIGIPUBLOCK

Features:

- Digital keypad code lock
- Can be used with melamine or steel lockers as optional extra
- Public or private lock programming
- Black finish only
- 1 year warranty
- *Batteries not included

Options:

Product Code	Width	Depth	Height	Programming
DIGIPRILOCK	38mm	60mm	95mm	Private
DIGIPUBLOCK	38mm	60mm	95mm	Public



Finish:



Step Door Locker
SDWRML-380/2

Features:

- MR melamine carcass with MDF doors
- Soft close hinges on doors - key lock with 2 x keys per lock
- Adjustable leveling feet
- 1 x hanging rail per compartment
- Available in Natural White or Natural Oak
- 3 year warranty

Options:

Product Code	Width	Depth	Height	Colour
SDWRML-380/2 NO/BL	380mm	455mm	1850mm	Natural Oak
SDWRML-380/2 NW/BL	380mm	455mm	1850mm	Natural White



Finishes:



1 Door Locker
WRML-305/1

Features:

- MR melamine carcass with MDF doors
- Soft close hinges on doors - key lock with 2 x keys per lock
- Adjustable leveling feet
- 1 x hanging rail and 1 x hat shelf
- Available in Natural White or Natural Oak
- 3 year warranty

Options:

Product Code	Width	Depth	Height	Colour
WRML-305/1 NO/BL	305mm	455mm	1850mm	Natural Oak
WRML-305/1 NW/BL	305mm	455mm	1850mm	Natural White



Finishes:



2 Door Locker
WRML-305/2

Features:

- MR melamine carcass with MDF doors
- Soft close hinges on doors - key lock with 2 x keys per lock
- Adjustable leveling feet
- 1 x hanging rail per compartment
- Available in Natural White or Natural Oak
- 3 year warranty

Options:

Product Code	Width	Depth	Height	Colour
WRML-305/2 NO/BL	305mm	455mm	1850mm	Natural Oak
WRML-305/2 NW/BL	305mm	455mm	1850mm	Natural White



Finishes:



3 Door Locker
WRML-305/3

Features:

- MR melamine carcass with MDF doors
- Soft close hinges on doors - key lock with 2 x keys per lock
- Adjustable leveling feet
- 3 x locker compartments
- Available in Natural White or Natural Oak
- 3 year warranty

Options:

Product Code	Width	Depth	Height	Colour
WRML-305/3 NO/BL	305mm	455mm	1850mm	Natural Oak
WRML-305/3 NW/BL	305mm	455mm	1850mm	Natural White



Finishes:



4 Door Locker
WRML-305/4

Features:

- MR melamine carcass with MDF doors
- Soft close hinges on doors - key lock with 2 x keys per lock
- Adjustable leveling feet
- 4 x locker compartments
- Available in Natural White or Natural Oak
- 3 year warranty

Options:

Product Code	Width	Depth	Height	Colour
WRML-305/4 NO/BL	305mm	455mm	1850mm	Natural Oak
WRML-305/4 NW/BL	305mm	455mm	1850mm	Natural White



Finishes:





GO Single Door Locker
GL305/1 | GL380/1

Specifications:
GL305/1 305W x 455D x 1830H
GL380/1 380W x 455D x 1830H

- Features:**
- Riveted construction for extra strength
 - Vented doors for ventilation
 - 1 x hat shelf, 1 x coat rail storage
 - Full length stiffeners fitted to each door for rigidity
 - Comes in Silver Grey - 305mm wide units also available in white
 - 10 year warranty

Finishes:



GO 2 Door Locker
GL305/2 | GL380/2

Specifications:
GL305/2 305W x 455D x 1830H
GL380/2 380W x 455D x 1830H

- Features:**
- Riveted construction for extra strength
 - Vented doors for ventilation
 - 1 x coat hook per compartment
 - Full length stiffeners fitted to each door for rigidity
 - Comes in Silver Grey - 305mm wide units also available in white
 - 10 year warranty

Finishes:



Locker Stands
SB2305 | SB3305 | S+S2305 | S+S3305

Specifications:
SB2305 For 2 lockers - 610W x 455D x 150H
SB3305 For 3 lockers - 915W x 455D x 150H
S+S2305 For 2 lockers - 610W x 700D x 350H
S+S3305 For 3 lockers - 915W x 700D x 350H

- Features:**
- Raises lockers off floor to allow for easy cleaning and/or seating
 - Locker stands and seats to bank 2 or 3 lockers
 - Suitable for 305mm wide lockers only
 - Silver powdercoat frame, Oak style seat
 - 10 year warranty

Finishes:



Single Bench Seat
BS1000

Specifications:
BS1000 1000W x 360D x 400H

- Features:**
- Single sided bench seat
 - Light Oak style wood slats
 - Silver powdercoated frame
 - Black leveling feet
 - 10 year warranty

Finish:



GO 4 Door Locker
GL305/4 | GL380/4

Specifications:
GL305/4 305W x 455D x 1830H
GL380/4 380W x 455D x 1830H

- Features:**
- Riveted construction for extra strength
 - Vented doors for ventilation
 - Full length stiffeners fitted to each door for rigidity
 - Comes in Silver Grey - 305mm wide units also available in white
 - 10 year warranty

Finishes:



GO Step Locker
GSL380

Specifications:
GSL380 390W x 455D x 1840H

- Features:**
- Riveted construction for extra strength
 - Vented doors for ventilation
 - 1 x hanging rail per compartment
 - Full length stiffeners fitted to each door for rigidity
 - Comes in Silver Grey only
 - 10 year warranty

Finish:



GO Locker Sloping Top
G12830 | G32830

Specifications:
G12830 Use for single 305W locker
G32830 Use for bank of 3 x 305W lockers

- Features:**
- Sloping top in Silver Grey
 - Overall height of 270mm
 - Use with either a single locker or bank of 3 lockers
 - Suitable for 305mm wide lockers only
 - Neat and easy to clean with 030° degree sloping top
 - 10 year warranty

Finish:



Butterfly Lock
BUTTERFLY LOCK

Specifications:
Padlock Requirements: Suitable for use with padlock shafts 6mm-8mm and shackle 25mm-30mm

- Features:**
- Butterfly lock for use with all GO Steel lockers to enable padlock facility on doors (padlock not included)
 - Supplied fitted to lockers when ordered simultaneously
 - 10 year warranty

Finish:



ACOUSTIC PODS

B.QUIET® Pods


B.Quiet® Acoustic Pods are the perfect solution for providing privacy and confidentiality in today's modern open plan office.

Offering a cost-effective and efficient way to ensure conversations, phone calls and video conferences remain uninterrupted and private, the B.Quiet® is an excellent addition to any workplace.

With a simple, sleek design, the pod fits effortlessly, taking up minimal space and can be relocated when required.



SOUND ABSORBING MATERIALS & CONSTRUCTION



Egg crate acoustic foam

Egg crate foam provides strong noise reduction and is widely used for sound control in recording studios, vocal booths and control rooms. The foam also assists with reverberation reduction and echo prevention for clear audio.



A sandwich element chassis

Acoustic sandwich elements are made from fire-safe materials including sheet metal, gypsum board, recycled acoustic foam and acoustic felt with excellent noise-insulating and noise-absorbing properties.



Acoustic absorption panel

Composed of compressed mineral wool or foam, sound absorbing acoustic panels absorb sound waves to reduce general noise, clarify speech and limit reverberation in walls within enclosed areas.

CONVENIENT PORTABLE & EASY TO ASSEMBLE

Save time

The installation of the Acoustic Pod is quick and efficient. You're not waiting for someone to measure, cut, and assemble each panel. The entire pod is made of prefabricated modules and can be easily installed by a small crew within hours.

Save space

The bottom of the Acoustic Pods are fitted with 4 heavy duty castors for easy movement and relocation. When the pod is in the desired position, the castors can be retracted and leveling feet activated.

Save cost

The Acoustic Pods save on material costs, labour, delivery and storage fees, while providing a space for employees to take private phone calls and host meetings in an open office environment without the need to relocate to a larger office building.



Single Acoustic Pod

BQ-SPOD BL-GP18-BK

Specifications:

Overall Size	1030W x 1030D x 2245H
Internal Size	910W x 910D x 2165H
Wall-Mounted Table	600W x 300D (2x 50mm Radius Corners) x 25H
Doorway Width	840
Assembled Weight	310kg

Features:

- Fitted with 1x LED light (4w 4000k)
- Comes with 2 x ventilation fans, controlled by a door triggered sensor
- Speech level reduction of 30DB
- Air replacement: every 1.2 minutes (total airflow: 1340L/min)
- Fitted with heavy duty castors for easy movement for relocation
- Exterior finished in black powdercoat
- Interior finished in GP18 dark grey eco panel, with a black melamine table top and dark grey carpet
- 45mm hidden frame glass door, 10mm safety glass to rear & 6mm safety glass to door - finished with black silkscreen print, black powdercoat German doorware, 3x heavy duty stainless steel hinges
- Power outlets: Hager Allure WBHP2SUSBAC-MB - 10Amp double internal powerpoint with USB A + USB C charger in matte black
- 5 year warranty

Customisation

Custom interior and exterior colours available with an 8 week lead time. Please refer to page 131 for customisation options.

Exterior Finish: Interior Finish:



Carpet Finish:



Meeting Acoustic Pod

BQ-MPOD BL-GP18-BK

Specifications:

Overall Size	2200W x 1200D x 2245H
Internal Size	2080W x 1080D x 2165H
Table	700W x 500D x 680H
Sofa Overall Size	1070W x 580D x 680H each
Sofa Seat Size	1070W x 450D x 390H (290mm H backrest)
Doorway Width	840
Assembled Weight	560kg

Features:

- 2-4 person meeting pod
- Fitted with 1x LED light (4w 4000k)
- Comes with 4 x ventilation fans, controlled by a door triggered sensor
- Speech level reduction of 30DB
- Air replacement: every 1.8 minutes (total airflow: 2680L/min)
- Fitted with heavy duty castors for easy movement for relocation
- Exterior finished in black powdercoat
- Interior finished in GP18 dark grey eco panel and dark grey carpet
- Table top finished in black melamine with 2x 50mm radial corners and rectangular flat base underframe. Base finished in black powdercoat
- Sofa finished in 1333 light grey fabric with 30mm black powdercoat tube legs
- 45mm hidden frame glass door, 10mm safety glass to rear & 6mm safety glass to door - finished with black silkscreen print, black powdercoat German doorware, 3x heavy duty stainless steel hinges
- Power outlets: Hager Allure WBHP2SUSBAC-MB - 10Amp double internal powerpoint with USB A + USB C charger in matte black
- 5 year warranty

Customisation

Custom interior and exterior colours available with an 8 week lead time. Please refer to page 131 for customisation options.

Interior Finish:



Exterior Finish: Table Top Finish:



Sofa Finish:

Carpet Finish:





Custom Order Work Pod
BQ-WPOD-MISC

Specifications:

Overall Size	1615W x 1200D x 2245H
Internal Size	1495W x 1080D x 2165H
Wall-Mounted Table	1074W x 615D x 25H
Doorway Width	840
Assembled Weight	480kg

Features:

- Order in only - approximately 8 week lead time
- Comes with 2 x ventilation fans, controlled by a door triggered sensor
- Fitted with 1x LED light (4w 4000k)
- Speech level reduction of 30DB
- Air replacement: every 1.2 minutes (total airflow: 1340L/min)
- Fitted with heavy duty castors for easy movement for relocation
- 45mm hidden frame glass door, 10mm safety glass to rear & 6mm safety glass to door - finished with black silkscreen print, black powdercoat German doorware, 3x heavy duty stainless steel hinges
- Power outlets: Hager Allure WBHP2SUSBAC-MB - 10Amp double internal powerpoint with USB A + USB C charger in matte black
- 5 year warranty



Custom Order Large Pod
BQ-LPOD-MISC

Specifications:

Overall Size	2200W x 1500D x 2245H
Internal Size	2080W x 1380D x 2165H
Table	1000W x 500D x 680H
Sofa Overall Size	1370W x 580D x 680H each
Sofa Seat Size	1370W x 450D x 390H (290mm H backrest) each
Doorway Width	840
Assembled Weight	590kg

Features:

- 4-6 person meeting pod
- Order in only - approximately 8 week lead time
- Fitted with 1x LED light (4w 4000k)
- Comes with 8 x ventilation fans, controlled by a door triggered sensor
- Speech level reduction of 30DB
- Air replacement: every 1.6 minutes (total airflow: 4020L/min)
- Fitted with heavy duty castors for easy movement for relocation
- 45mm hidden frame glass door, 10mm safety glass to rear & 6mm safety glass to door - finished with black silkscreen print, black powdercoat German doorware, 3x heavy duty stainless steel hinges
- Power outlets: Hager Allure WBHP2SUSBAC-MB - 10Amp double internal powerpoint with USB A + USB C charger in matte black
- 5 year warranty



Colour Chart - Single & Work Pods
8 WEEK LEAD TIME

Exterior Colour Options:



Carpet Colour Options:



Interior Colour Options:





Table Colour Options:




Colour Chart - Meeting & Large Pods
8 WEEK LEAD TIME

Exterior Colour Options:



Carpet Colour Options:



Interior Colour Options:



Sofa Colour Options:

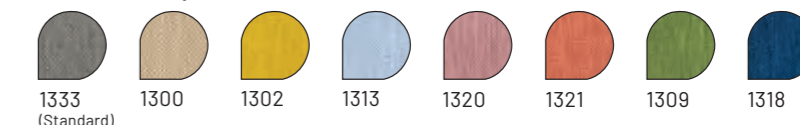


Table Colour Options:

